



Metro Square

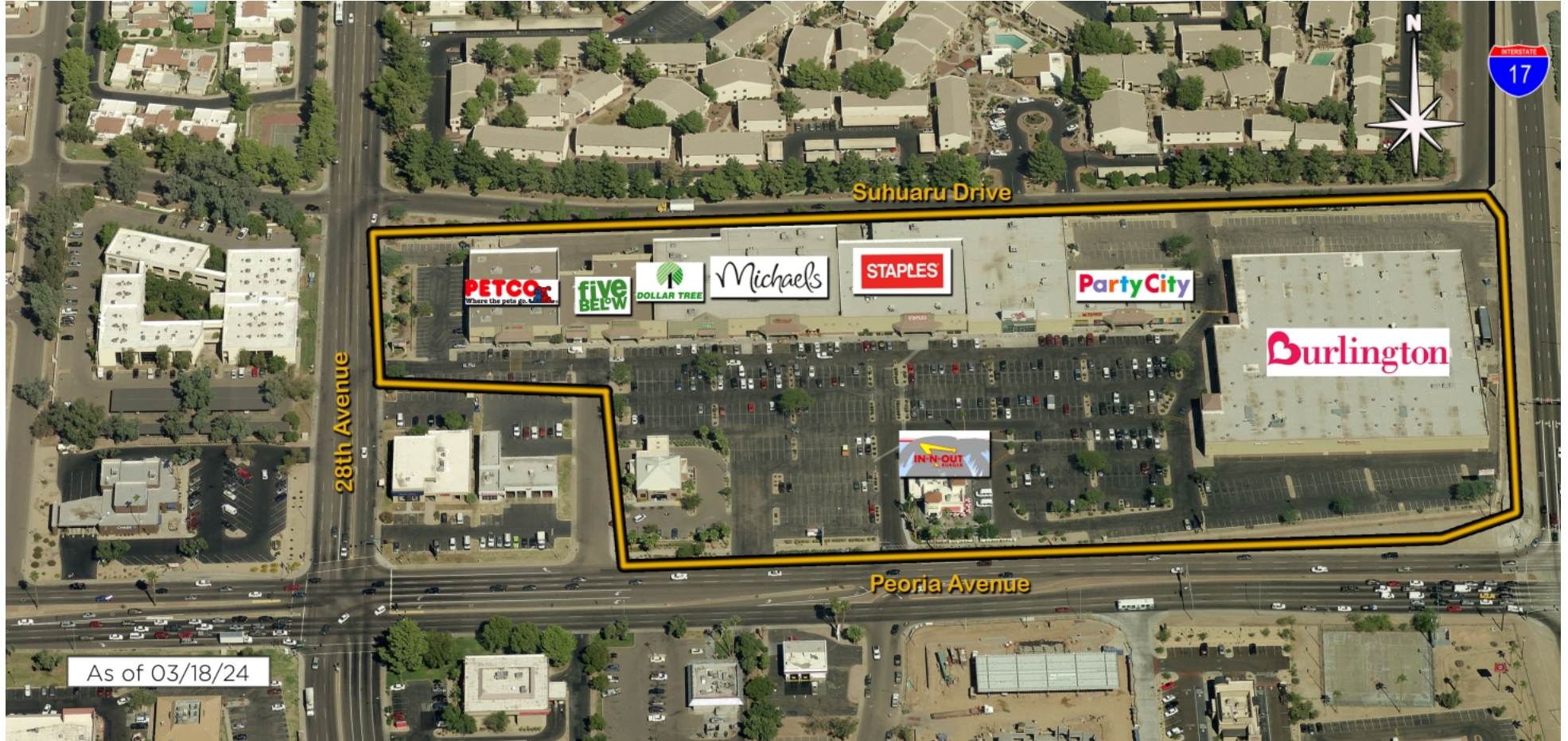
Phoenix, AZ

Phoenix-Mesa-Chandler (AZ)




Chris Byrd
Leasing Representative
(602) 456-4370
cbyrd@kimcorealty.com





AERIAL



GROSS LEASABLE AREA (GLA)

218,608 SF

PARKING SPACES

947

Chris Byrd

Leasing Representative | (602) 456-4370 | cbyrd@kimcorealty.com



DENSITY AERIAL

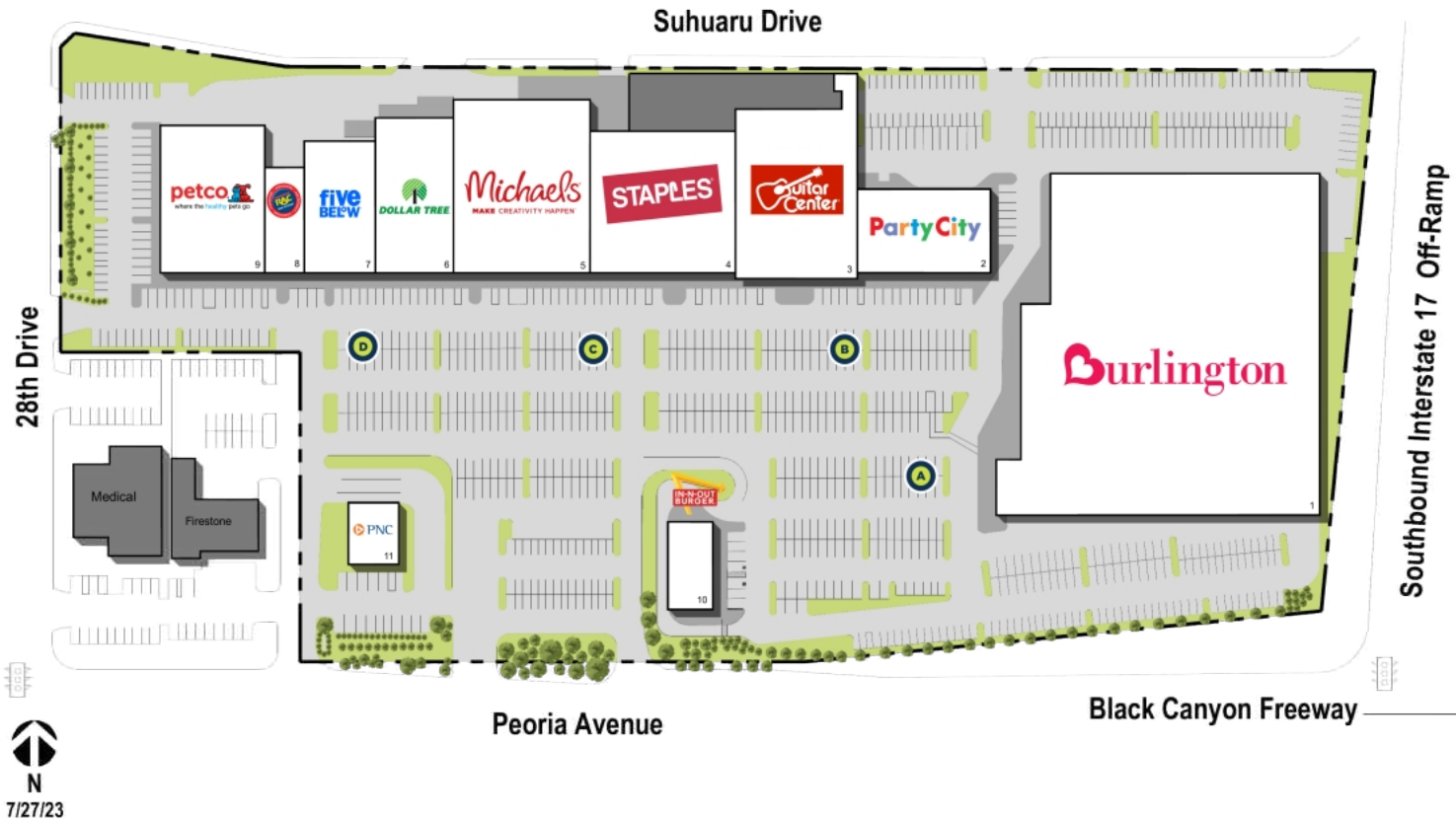
Chris Byrd

Leasing Representative | (602) 456-4370 | cbyrd@kimcorealty.com



A Curbside Pick-up

	TENANT	SQ FT
1	Burlington	98,054
2	Party City	10,654
3	Guitar Center	20,293
4	Staples	20,000
5	Michaels	23,190
6	Dollar Tree	11,935
7	Five Below	9,081
8	Rent-A-Center	4,000
9	Petco	15,024
10	In-N-Out Burger	3,407
11	PNC Bank	2,970



Disclaimer: This site plan shows the approximate location, square footage, and configuration of the shopping center and adjacent areas, and is only illustrative of the size and relationship of the stores and common areas generally, all of which are subject to change. The showing of any names of tenants, parking spaces, square footage, curb-cuts or traffic controls shall not be deemed to be a representation or warranty that any tenants will be at the shopping center, the square footage is accurate, or that any parking spaces, curb-cuts or traffic controls do or will continue to exist. Moreover, any demographics set forth in this flyer are for illustrative purposes only and shall not be deemed a representation by Landlord or their accuracy. Availability of this property for rent is subject to prior rental or withdrawal of the property from the market at any time without notice.

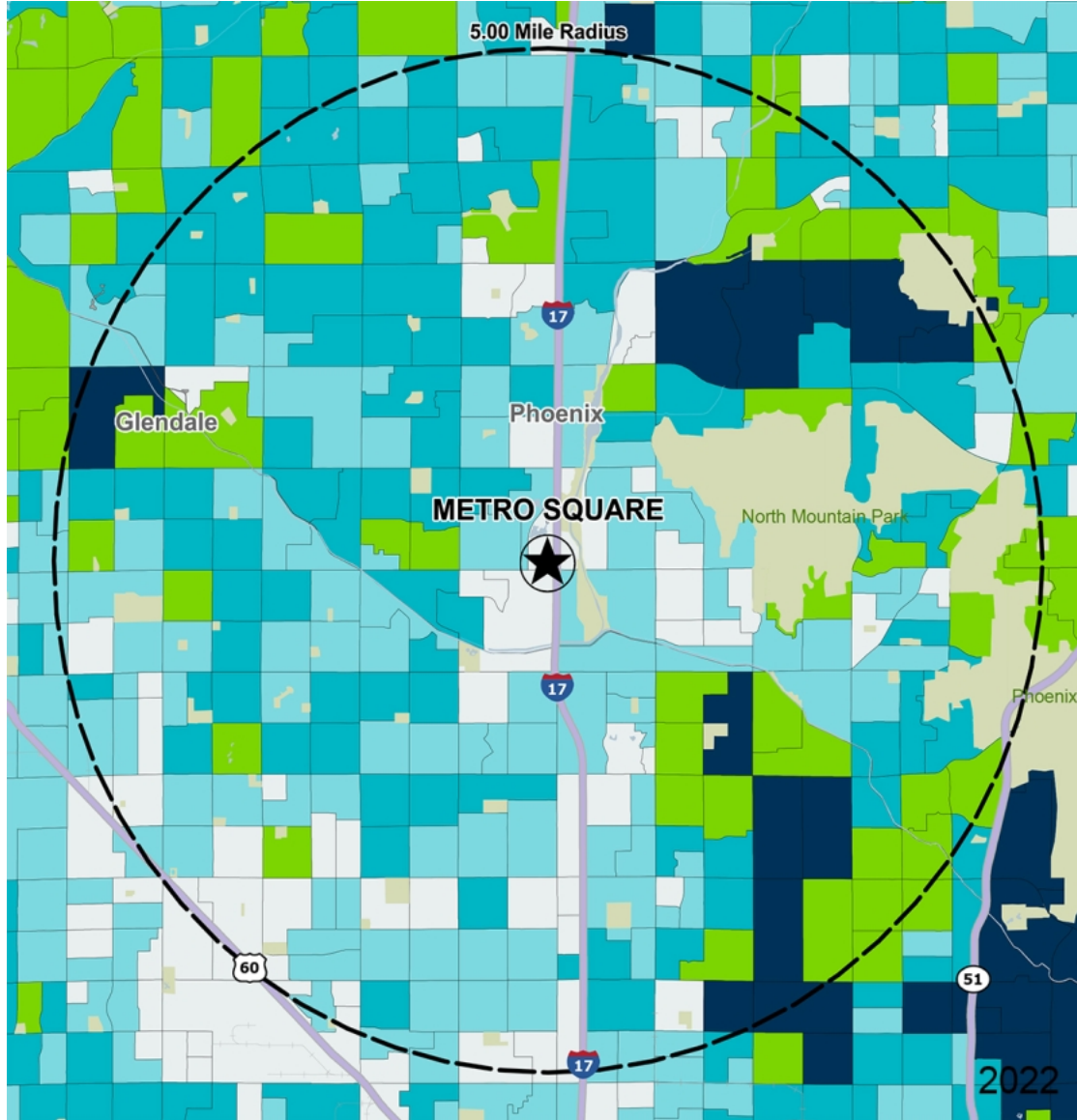
Chris Byrd

Leasing Representative | (602) 456-4370 | cbyrd@kimcorealty.com



Revision Date: 04/15/21
Original Date:

COMPETITION MAP



by Block Group

Demographics

2022 ESTIMATES	1-MILE	3-MILES	5-MILES
Population	12,663	157,554	429,665
Daytime Pop	37,961	201,079	487,644
Households	5,584	58,657	163,750
Average HH Income	\$53,024	\$70,451	\$77,697
Median HH Income	\$44,206	\$54,259	\$58,421
Per Capita Income	\$23,400	\$26,410	\$29,836

Average Household Income

Popstats, 4Q 2022, Trade Area Systems

- \$150K and up
- \$100K - \$150K
- \$75K - \$100K
- \$50K - \$75K
- \$0K - \$50K



Metro Square

N. Peoria Ave. & I-17, Phoenix, AZ



Chris Byrd

Leasing Representative

(602) 456-4370

cbyrd@kimcorealty.com