



# Timonium Square

Timonium, MD

Baltimore-Columbia-Towson (MD)



**Jenna Mielke**  
Leasing Representative  
(410) 427-4479  
jmielke@kimcorealty.com




# Timonium Square

Timonium, MD

[www.kimcorealty.com/110780](http://www.kimcorealty.com/110780)



AERIAL



GROSS LEASABLE AREA (GLA) 191,561 SF

PARKING SPACES 1,002

PARKING RATIO 5.23 per 1,000 SF

Jenna Mielke

Leasing Representative | (410) 427-4479 | [jmielke@kimcorealty.com](mailto:jmielke@kimcorealty.com)



# Timonium Square

Timonium, MD

[www.kimcorealty.com/110780](http://www.kimcorealty.com/110780)



DENSITY AERIAL

Jenna Mielke

Leasing Representative | (410) 427-4479 | [jmielke@kimcorealty.com](mailto:jmielke@kimcorealty.com)



# Timonium Square

Timonium, MD

www.kimcorealty.com/110780

■ Available ■ Non-Controlled ● Curbside Pick-up



	TENANT	SQ FT
1	Szechuan House	5,500
2	Nalley Fresh	2,498
3	First Watch The Daytime Cafe	3,520
4	Hair Cuttery	1,600
5	Tropical Smoothie Cafe	1,600
6	Sweet Frog	1,200
7	Available	5,460
8	Fairgrounds Int'l Wines, LLC	7,199
9	Hand & Stone Massage and [...]	4,162
10	Dollar Tree	8,639
11	El Gran Pollo	2,750
12	Goldfish Swim School - [...]	7,500
13	LL Flooring	7,500
14	Honey Glazed Ham	2,600
15	Darrell Barrett Salon	2,600
16	Alexander Blank Fabrics	8,270
17	KiD to KiD Timonium	3,430
18	Professional Vision	2,361
19	Giant Food	61,941
20	All Nails	1,900
21	GolfTEC	3,600
22	StretchLab	1,685
23	GameStop	1,685
24	Panera Bread	4,305
25	Pizza Sauce	2,528
26	New Balance	2,500
27	Zenith Kitchen and Bath	2,218
28	Available	3,896
29	Levinson Rugs and Home	4,661
30	Staples	15,000
31	Howard Bank	3,253
32	Cava	2,400
33	Starbucks Coffee	1,600

Disclaimer: This site plan shows the approximate location, square footage, and configuration of the shopping center and adjacent areas, and is only illustrative of the size and relationship of the stores and common areas generally, all of which are subject to change. The showing of any names of tenants, parking spaces, square footage, curb-cuts or traffic controls shall not be deemed to be a representation or warranty that any tenants will be at the shopping center, the square footage is accurate, or that any parking spaces, curb-cuts or traffic controls do or will continue to exist. Moreover, any demographics set forth in this flyer are for illustrative purposes only and shall not be deemed a representation by Landlord or their accuracy. Availability of this property for rent is subject to prior rental or withdrawal of the property from the market at any time without notice.

Jenna Mielke

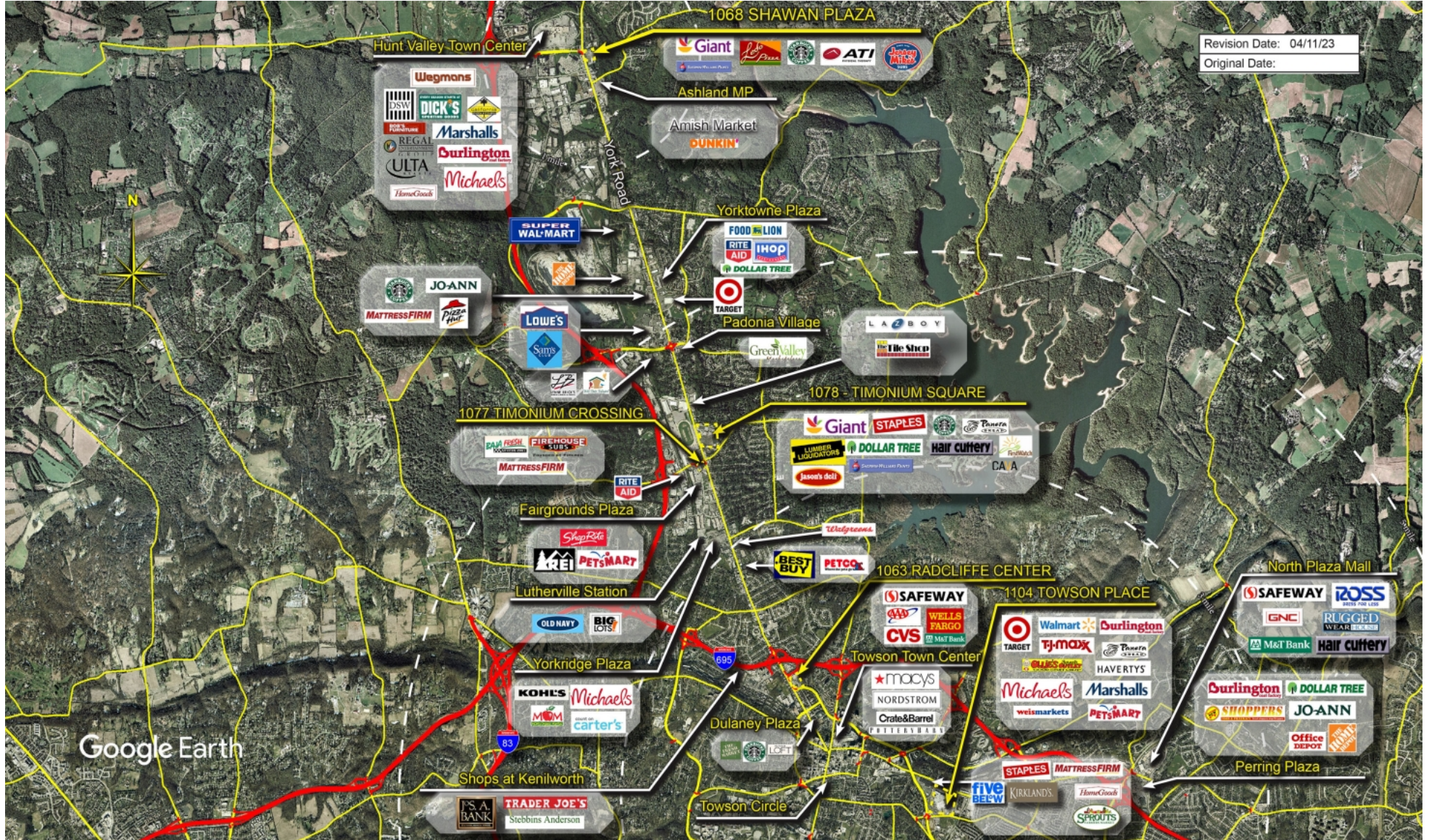
Leasing Representative | (410) 427-4479 | jmielke@kimcorealty.com



# Timonium Square

Timonium, MD

www.kimcorealty.com/110780

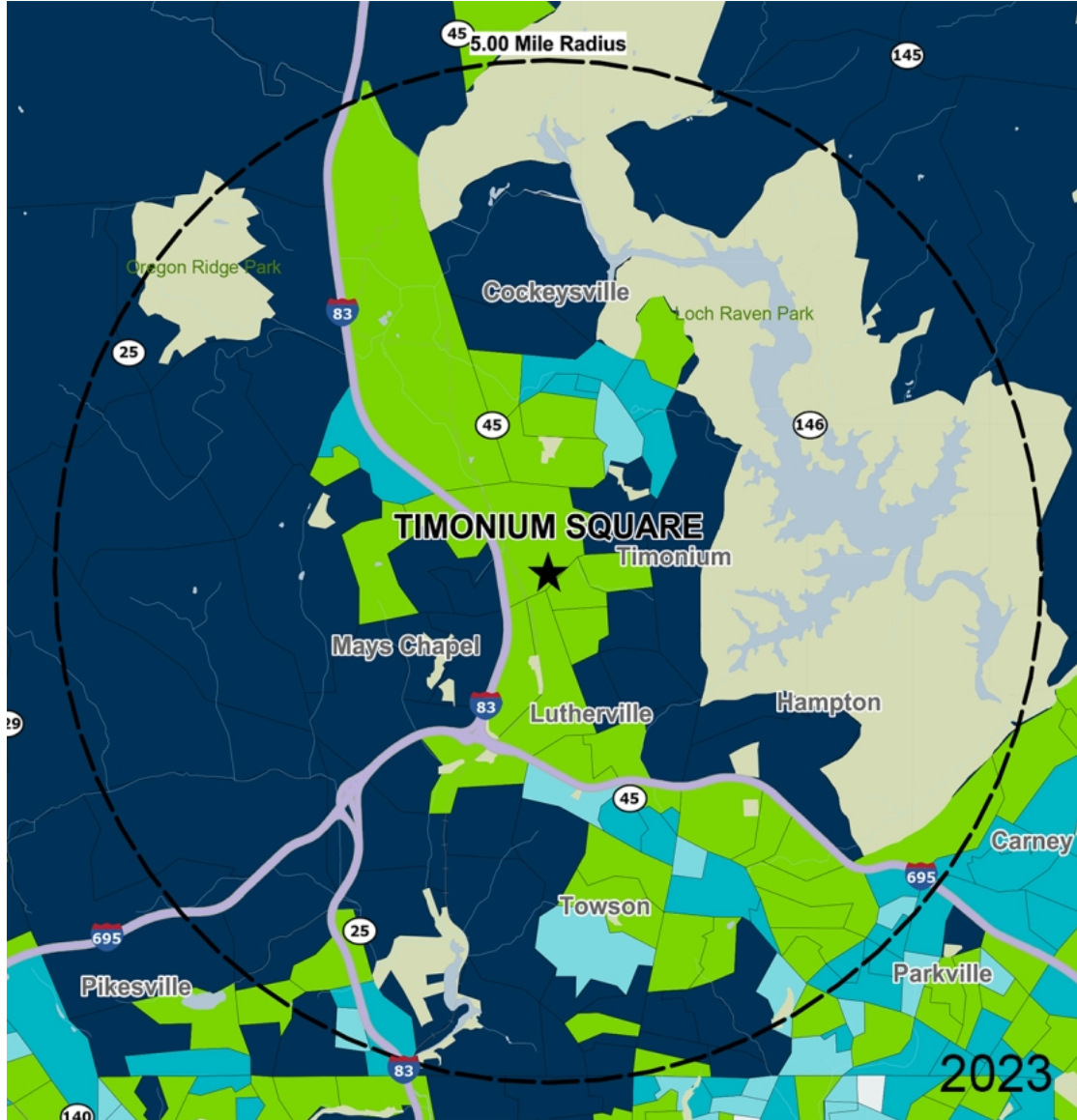


COMPETITION MAP

Jenna Mielke

Leasing Representative | (410) 427-4479 | jmielke@kimcorealty.com





by Block Group

## Demographics

2022 ESTIMATES	1-MILE	3-MILES	5-MILES
Population	9,419	70,465	140,884
Daytime Pop	20,152	103,675	266,198
Households	3,808	30,124	57,659
Average HH Income	\$135,354	\$133,303	\$139,253
Median HH Income	\$116,473	\$94,419	\$98,144
Per Capita Income	\$54,746	\$59,069	\$58,745

## Average Household Income

Popstats, 4Q 2022, Trade Area Systems

- \$150K and up
- \$100K - \$150K
- \$75K - \$100K
- \$50K - \$75K
- \$0K - \$50K



# Timonium Square

York Rd. & Greenmeadow Dr., Timonium, MD



**Jenna Mielke**  
Leasing Representative  
(410) 427-4479  
jmielke@kimcorealty.com