



North Quincy Plaza

Quincy, MA

Boston-Cambridge-Newton (MA-NH)



Amy Daniels

Leasing Representative

(516) 869-7195

adaniels@kimcorealty.com




North Quincy Plaza

Quincy, MA

www.kimcorealty.com/111980



AERIAL



GROSS LEASABLE AREA (GLA)

80,510 SF

PARKING SPACES

360

Amy Daniels

Leasing Representative | (516) 869-7195 | adaniels@kimcorealty.com



North Quincy Plaza

Quincy, MA

www.kimcorealty.com/111980



DENSITY AERIAL

Amy Daniels


Leasing Representative | (516) 869-7195 | adaniels@kimcorealty.com



North Quincy Plaza

Quincy, MA

www.kimcorealty.com/111980

 Curbside Pick-up

	TENANT	SQ FT
1	99 Ranch Market	55,087
2	Ming Seafood Restaurant	14,247
3	Anytime Fitness	4,976
4	Advance Auto Parts	6,200



Disclaimer: This site plan shows the approximate location, square footage, and configuration of the shopping center and adjacent areas, and is only illustrative of the size and relationship of the stores and common areas generally, all of which are subject to change. The showing of any names of tenants, parking spaces, square footage, curb-cuts or traffic controls shall not be deemed to be a representation or warranty that any tenants will be at the shopping center, the square footage is accurate, or that any parking spaces, curb-cuts or traffic controls do or will continue to exist. Moreover, any demographics set forth in this flyer are for illustrative purposes only and shall not be deemed a representation by Landlord or their accuracy. Availability of this property for rent is subject to prior rental or withdrawal of the property from the market at any time without notice.

Amy Daniels

Leasing Representative | (516) 869-7195 | adaniels@kimcorealty.com



North Quincy Plaza

Quincy, MA

www.kimcorealty.com/111980

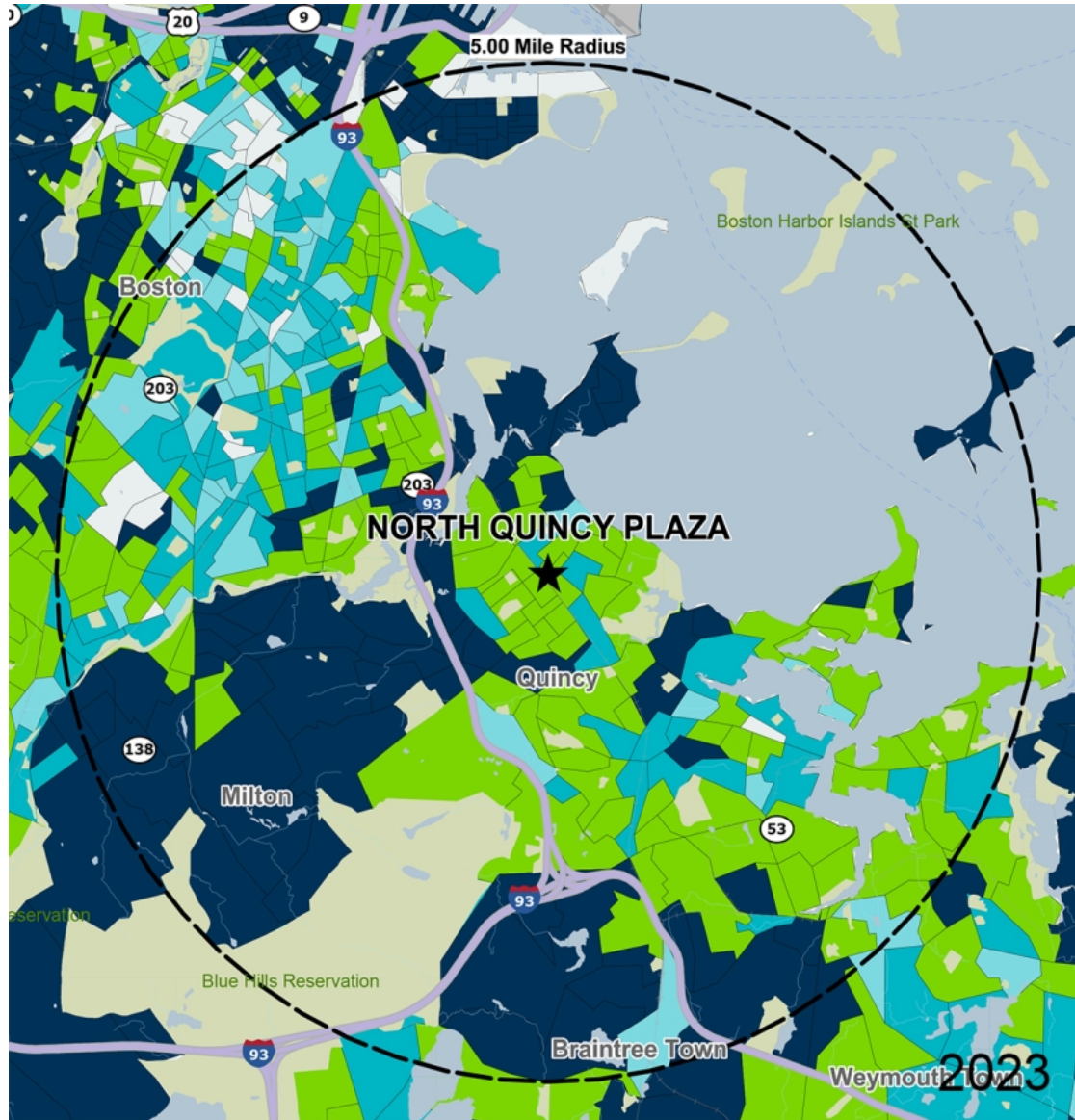


COMPETITION MAP

Amy Daniels

Leasing Representative | (516) 869-7195 | adaniels@kimcorealty.com





by Block Group

Demographics

2022 ESTIMATES	1-MILE	3-MILES	5-MILES
Population	32,782	152,252	394,961
Daytime Pop	36,401	150,345	370,524
Households	13,254	63,720	155,926
Average HH Income	\$110,719	\$113,281	\$110,187
Median HH Income	\$89,313	\$89,625	\$82,070
Per Capita Income	\$45,214	\$47,893	\$44,063

Average Household Income

Popstats, 4Q 2022, Trade Area Systems

- \$150K and up
- \$100K - \$150K
- \$75K - \$100K
- \$50K - \$75K
- \$0K - \$50K



Amy Daniels

Leasing Representative | (516) 869-7195 | adaniels@kimcorealty.com

North Quincy Plaza

Hancock St. & Albion Rd., Quincy, MA



Amy Daniels

Leasing Representative

(516) 869-7195

adaniels@kimcorealty.com