



Copperwood Village

Houston, TX

Houston-The Woodlands-Sugar Land (TX)



Christi Vinzant
Leasing Representative
(713) 866-6914
cvinzant@kimcorealty.com





As of 02/26/24

AERIAL



GROSS LEASABLE AREA (GLA)	350,787 SF
PARKING SPACES	1,843
PARKING RATIO	5.25 per 1,000 SF

Christi Vinzant

Leasing Representative | (713) 866-6914 | cvinzant@kimcorealty.com



DENSITY AERIAL

Christi Vinzant

Leasing Representative | (713) 866-6914 | cvinzant@kimcorealty.com



■ Available
 ■ Non-Controlled
 ● Curbside Pick-up

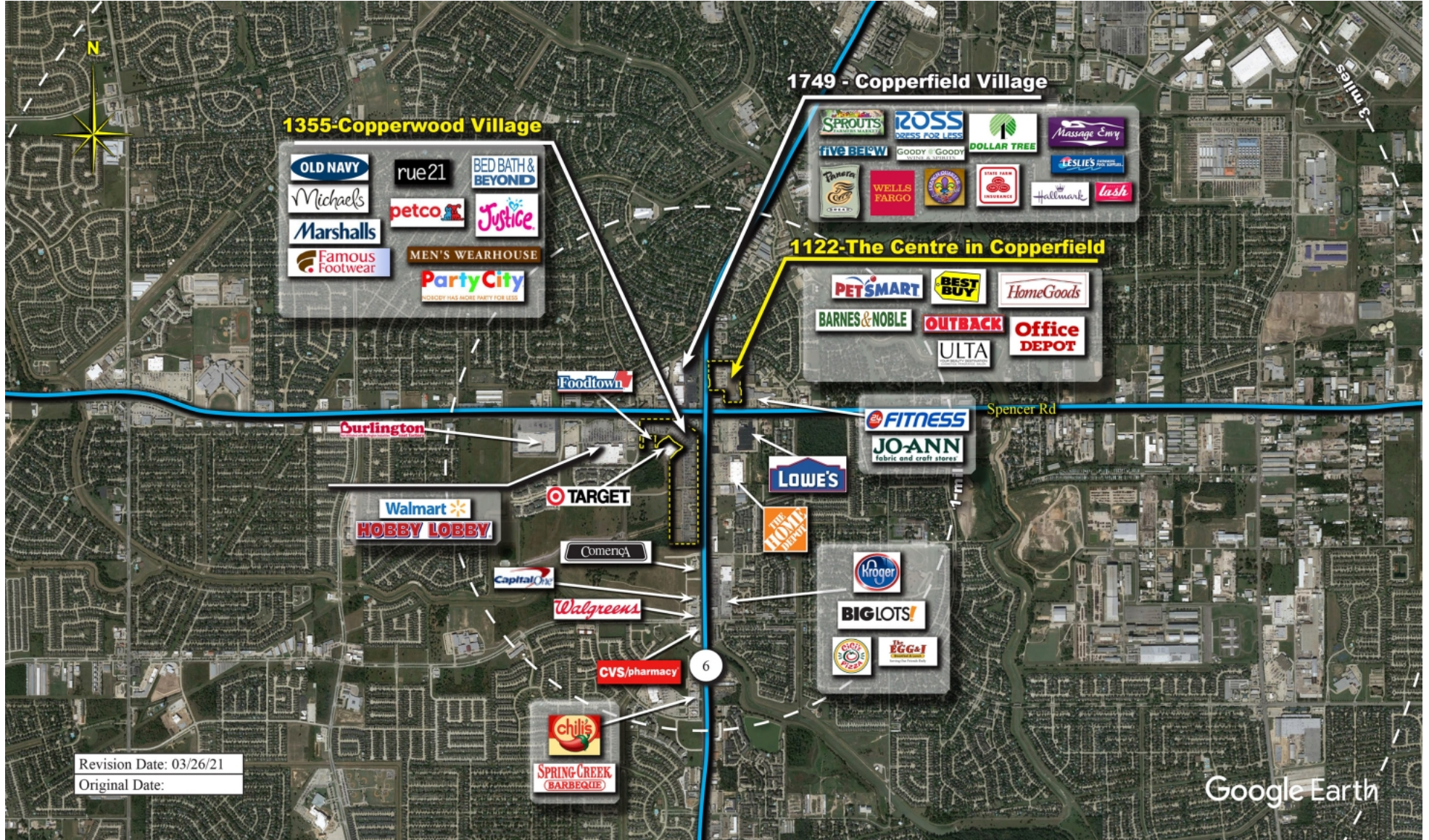


Christi Vinzant

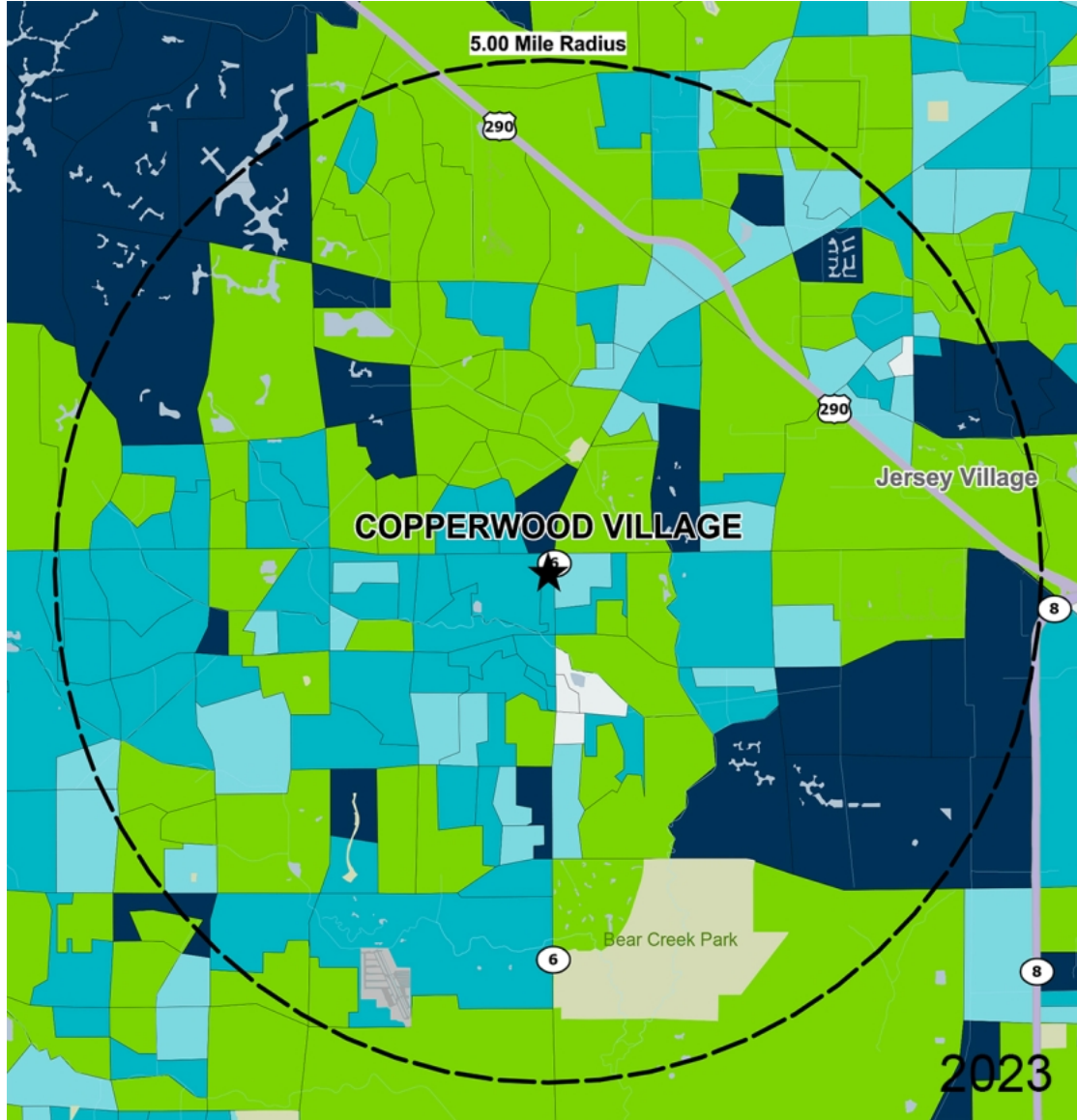
Leasing Representative | (713) 866-6914 | cvinzant@kimcorealty.com

TENANT	SQ FT	TENANT	SQ FT	TENANT	SQ FT
1 Franklin Institute	7,560	24 Old Navy	14,000	47 Vitamin Shoppe	4,300
2 The Children's Place	5,400	25 Famous Footwear	11,948	48 Visionworks	3,500
3 Available	8,400	26 Available	2,702	49 Jersey Mikes Subs	1,481
4 Available	5,400	27 Petco	14,320	50 Chipotle Mexican Grill	2,000
5 Soccer 4 All	3,480	28 Postal Copy Center	1,150	51 Minuti Coffee	1,500
6 Available	4,320	29 KS Beauty Supply	2,800	52 West Houston Vision Care	1,797
7 Marshalls	30,382	30 M M Nails	1,125	53 Castle Dental	2,975
8 Available	26,535	31 Available	2,000	54 Pediatrix	4,062
9 Claire's Boutiques	1,500	32 Andy Barber & Beauty Salon	1,400	55 Zales Jewelers	3,679
10 pOpshelf	10,053	33 Unique Brows	1,100	56 Chuck E Cheese	11,300
12 Party City	23,500	34 Liberty Tax Service	1,125	57 AT&T Mobility	1,610
13 JD Sports	4,700	35 Available	1,938	58 Mattress Firm	4,000
14 Leslie's Swimming Pool Supplies	5,100	36 ClothesMax	4,000	59 James Avery Jewelry	2,875
15 Avis Budget Car Rental	1,400	38 Available	1,755	60 Navy Federal Credit Union	1,376
17 Phenix Salon Suites	7,700	39 VillageMD	4,732	61 Frost Bank	4,000
18 Daiso	8,482	40 Pizza Patron	1,800	61A Available	2,254
19 Carter's	5,000	41 OneMain Financial	1,645	62 HoneyBaked Ham	1,500
20 Bath & Body Works	5,493	42 Kevin Nail DDS PLLC	3,153	63 Harris County	1,170
21 Michaels	20,125	43 Verizon Wireless	4,157	64 The Juicy Crab	6,069
22 Shoe Expo	2,009	45 Cava	2,900		
23 dd's Discounts	21,500	46 GameStop	1,550		

Disclaimer: This site plan shows the approximate location, square footage, and configuration of the shopping center and adjacent areas, and is only illustrative of the size and relationship of the stores and common areas generally, all of which are subject to change. The showing of any names of tenants, parking spaces, square footage, curb-cuts or traffic controls shall not be deemed to be a representation or warranty that any tenants will be at the shopping center, the square footage is accurate, or that any parking spaces, curb-cuts or traffic controls do or will continue to exist. Moreover, any demographics set forth in this flyer are for illustrative purposes only and shall not be deemed a representation by Landlord or their accuracy. Availability of this property for rent is subject to prior rental or withdrawal of the property from the market at any time without notice.



COMPETITION MAP



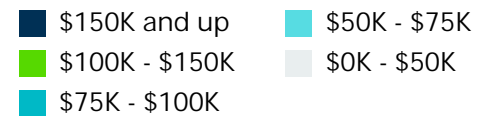
by Block Group

Demographics

2023 ESTIMATES	1-MILE	3-MILES	5-MILES
Population	19,258	152,649	328,545
Daytime Pop	15,067	124,129	279,343
Households	6,735	51,094	108,169
Average HH Income	\$97,023	\$102,028	\$109,600
Median HH Income	\$82,737	\$79,801	\$86,339
Per Capita Income	\$33,947	\$34,184	\$36,131

Average Household Income

Popstats, 4Q 2023, Trade Area Systems



Copperwood Village

FM 529 & Hwy. 6, Houston, TX



Christi Vinzant

Leasing Representative

(713) 866-6914

cvinzant@kimcorealty.com