



Market at Bay Shore

Bay Shore, NY

New York-Newark-Jersey City (NY-NJ-PA)




Tom Pira
Leasing Representative
(516) 869-2516
tpira@kimcorealty.com





Google Earth

AERIAL



GROSS LEASABLE AREA (GLA)	176,831 SF
PARKING SPACES	993
PARKING RATIO	5.62 per 1,000 SF

Tom Pira

Leasing Representative | (516) 869-2516 | tpira@kimcorealty.com

Market at Bay Shore

Bay Shore, NY

www.kimcorealty.com/113570



Google Earth

DENSITY AERIAL

Tom Pira

Leasing Representative | (516) 869-2516 | tpira@kimcorealty.com



Market at Bay Shore

Bay Shore, NY

www.kimcorealty.com/113570

A Curbside Pick-up



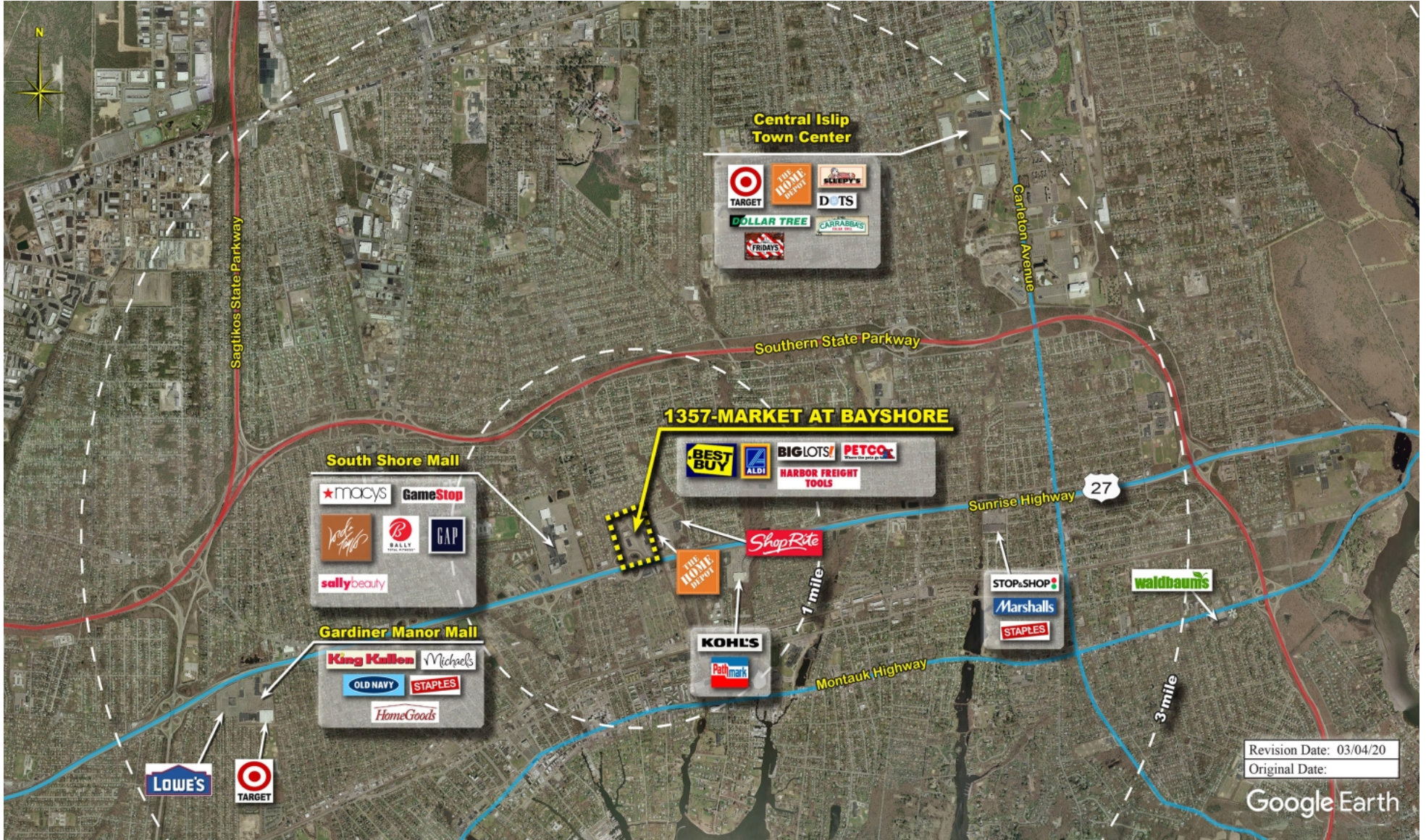
	TENANT	SQ FT
1	Best Buy	45,499
2	Buseto Pizza	2,000
3	Lin's Nail Salon	3,850
4	Bayshore Liquors	2,400
5	Five Below	9,768
6	Petco	13,017
7	Prime	2,000
8	Harbor Freight Tools	20,965
9	Big Lots	43,123
10	Storybook Kids Corp.	9,000
11	Aldi	18,635
12	99 Cents USA	6,574

Disclaimer: This site plan shows the approximate location, square footage, and configuration of the shopping center and adjacent areas, and is only illustrative of the size and relationship of the stores and common areas generally, all of which are subject to change. The showing of any names of tenants, parking spaces, square footage, curb-cuts or traffic controls shall not be deemed to be a representation or warranty that any tenants will be at the shopping center, the square footage is accurate, or that any parking spaces, curb-cuts or traffic controls do or will continue to exist. Moreover, any demographics set forth in this flyer are for illustrative purposes only and shall not be deemed a representation by Landlord or their accuracy. Availability of this property for rent is subject to prior rental or withdrawal of the property from the market at any time without notice.

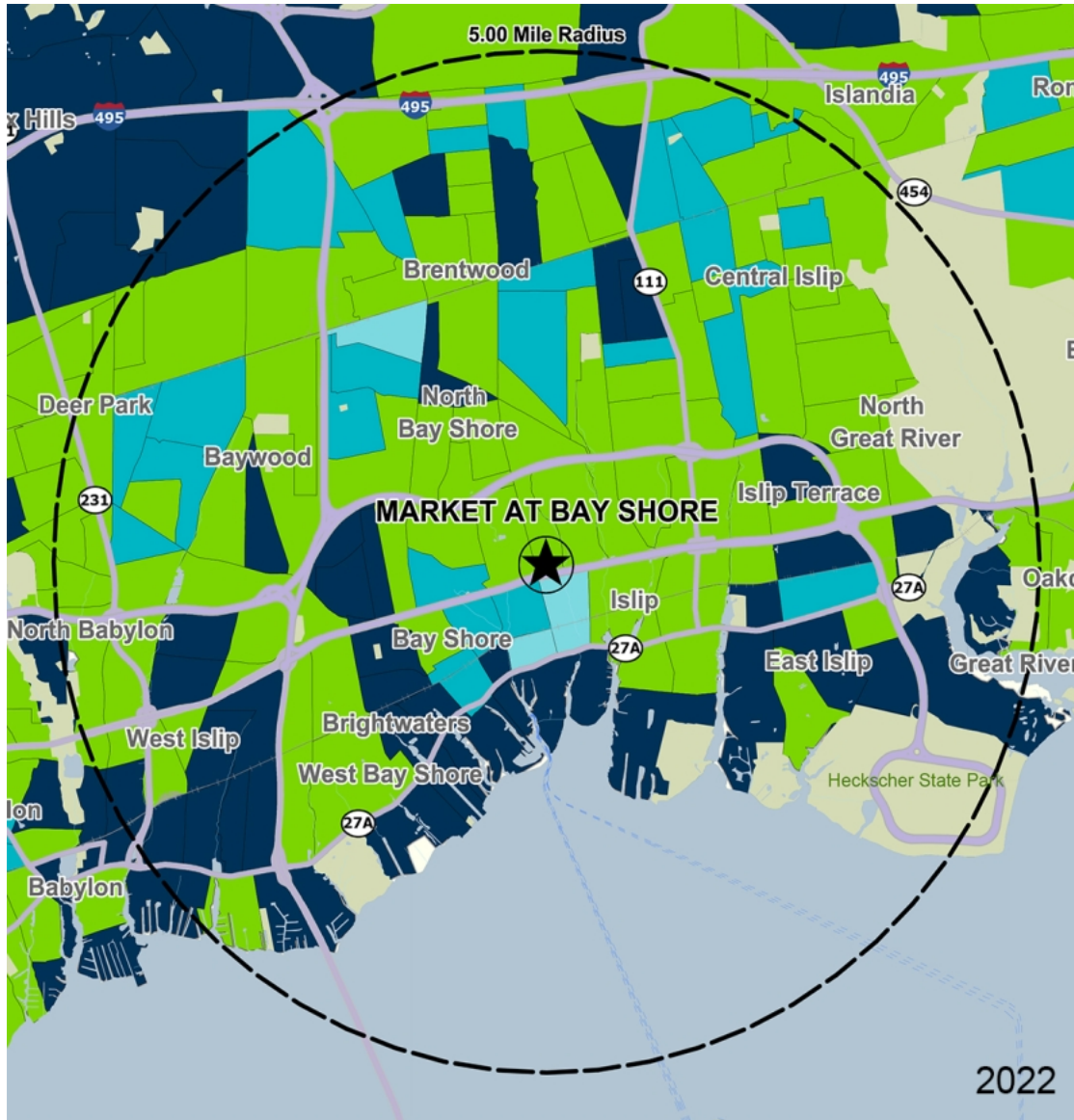
Tom Pira

Leasing Representative | (516) 869-2516 | tpira@kimcorealty.com





COMPETITION MAP



by Block Group

Demographics

2022 ESTIMATES	1-MILE	3-MILES	5-MILES
Population	16,675	120,343	262,867
Daytime Pop	13,457	108,290	252,844
Households	5,430	35,822	77,380
Average HH Income	\$112,830	\$131,868	\$131,846
Median HH Income	\$97,613	\$107,769	\$109,001
Per Capita Income	\$37,006	\$39,485	\$39,115

Average Household Income

Popstats, 4Q 2022, Trade Area Systems

- \$150K and up
- \$100K - \$150K
- \$75K - \$100K
- \$50K - \$75K
- \$0K - \$50K



Tom Pira

Leasing Representative | (516) 869-2516 | tpira@kimcorealty.com

Market at Bay Shore

Sunrise Hwy. & Brentwood Rd., Bay Shore, NY



Tom Pira
Leasing Representative
(516) 869-2516
tpira@kimcorealty.com