



# Gresham Town Fair

Gresham, OR

Portland-Vancouver-Hillsboro (OR-WA)



**Kristina Burmeister**  
Leasing Representative  
(425) 641-9718  
kburmeister@kimcorealty.com





AERIAL



GROSS LEASABLE AREA (GLA)

264,634 SF

PARKING SPACES

1,266

Kristina Burmeister

Leasing Representative | (425) 641-9718 | kburmeister@kimcorealty.com





DENSITY AERIAL

**Kristina Burmeister**

Leasing Representative | (425) 641-9718 | [kburmeister@kimcorealty.com](mailto:kburmeister@kimcorealty.com)



■ Available   ■ Potentially Available   ■ Non-Controlled   ● A Curbside Pick-up

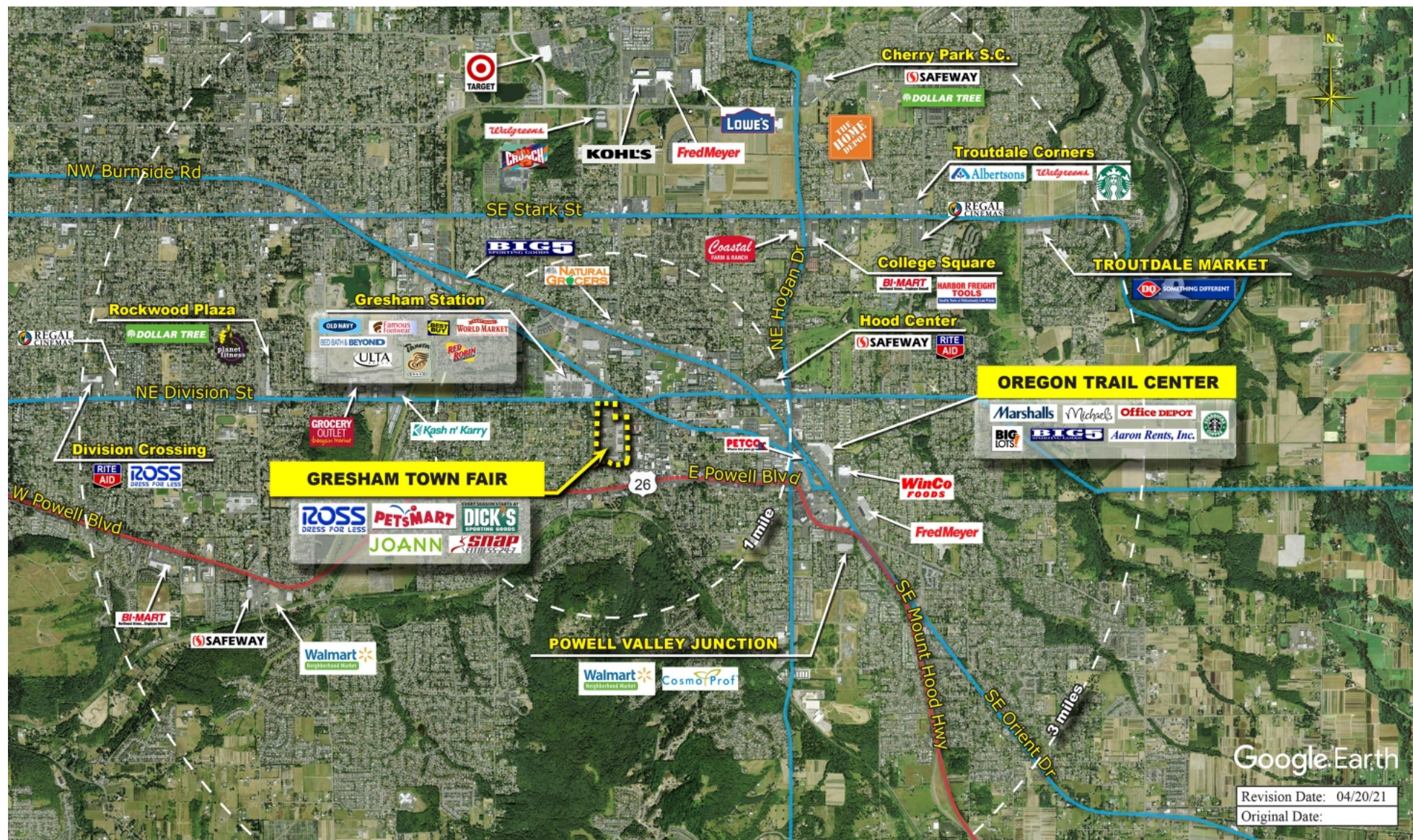


Kristina Burmeister

Leasing Representative | (425) 641-9718 | kburmeister@kimcorealty.com

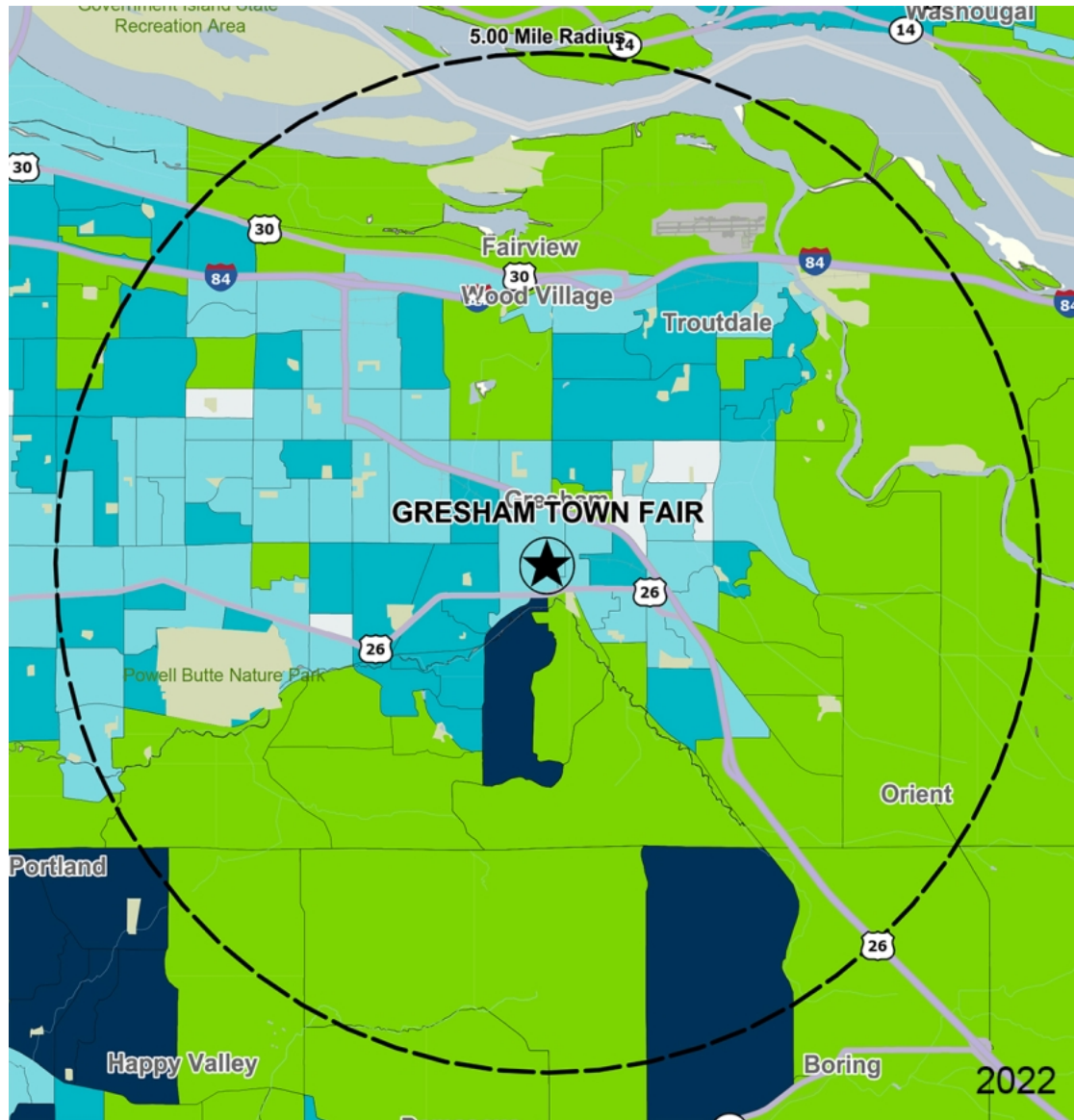
TENANT	SQ FT	TENANT	SQ FT	TENANT	SQ FT
1 Ross Dress for Less	26,832	14 Bandit's Annex	1,200	29 Valvoline Instant Oil Change	3,000
2 Available	3,558	15 Nirvana Foot & Nail Spa	1,200	30 Available (Former Hair Salon)	1,130
3 Available	6,215	16 Bricks and Minifigs	2,400	31 Joy Teriyaki	1,200
4 Rodda Paint	5,040	17 Found on Fremont / Pop Shop PDX	2,400	32 Available	1,200
5 Available	14,910	18 Try Me - Ethiopian Restaurant	750	34 US Army	4,380
6 Willoughby Hearing	1,496	19 Available	5,919	35 Rockin Crab & Boiling Pot	6,550
7 Opal Salon	735	21 Jo-Ann Fabrics	24,948	36 America's Tire Company	6,500
8 NW Creations & Collectibles	3,607	23 DashMart	5,000	37 Unitus Community Credit Union	2,333
9 Snap Fitness	19,741	24 Don Ladis Taco Shop	2,716	38 Available	3,591
10 PetSmart	21,600	25 Aspen Dental	3,200	39 Visionworks	4,388
11 Dollar Tree	8,999	26 Available	4,894	40 Burger King	3,700
12 Metropolitan Family Service	1,200	27 MadCow Brewing Co.	1,782		
13 GNC	1,200	28 Dick's Sporting Goods	55,120		

Disclaimer: This site plan shows the approximate location, square footage, and configuration of the shopping center and adjacent areas, and is only illustrative of the size and relationship of the stores and common areas generally, all of which are subject to change. The showing of any names of tenants, parking spaces, square footage, curb-cuts or traffic controls shall not be deemed to be a representation or warranty that any tenants will be at the shopping center, the square footage is accurate, or that any parking spaces, curb-cuts or traffic controls do or will continue to exist. Moreover, any demographics set forth in this flyer are for illustrative purposes only and shall not be deemed a representation by Landlord or their accuracy. Availability of this property for rent is subject to prior rental or withdrawal of the property from the market at any time without notice.



Revision Date: 04/20/21  
Original Date:

COMPETITION MAP



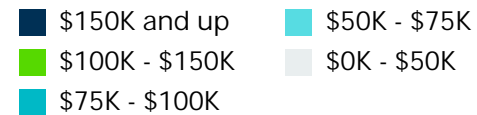
by Block Group

## Demographics

2022 ESTIMATES	1-MILE	3-MILES	5-MILES
Population	18,026	130,839	225,700
Daytime Pop	18,956	111,974	182,057
Households	7,259	47,645	81,224
Average HH Income	\$76,805	\$79,780	\$81,435
Median HH Income	\$59,001	\$62,970	\$64,039
Per Capita Income	\$31,274	\$29,327	\$29,638

## Average Household Income

Popstats, 4Q 2022, Trade Area Systems



# Gresham Town Fair

NW Eastman Pkwy. & NW Division St., Gresham, OR



**Kristina Burmeister**  
Leasing Representative  
(425) 641-9718  
kburmeister@kimcorealty.com