



# Pompano Pointe S.C.

Pompano Beach, FL

Miami-Fort Lauderdale-Pompano Beach (FL)



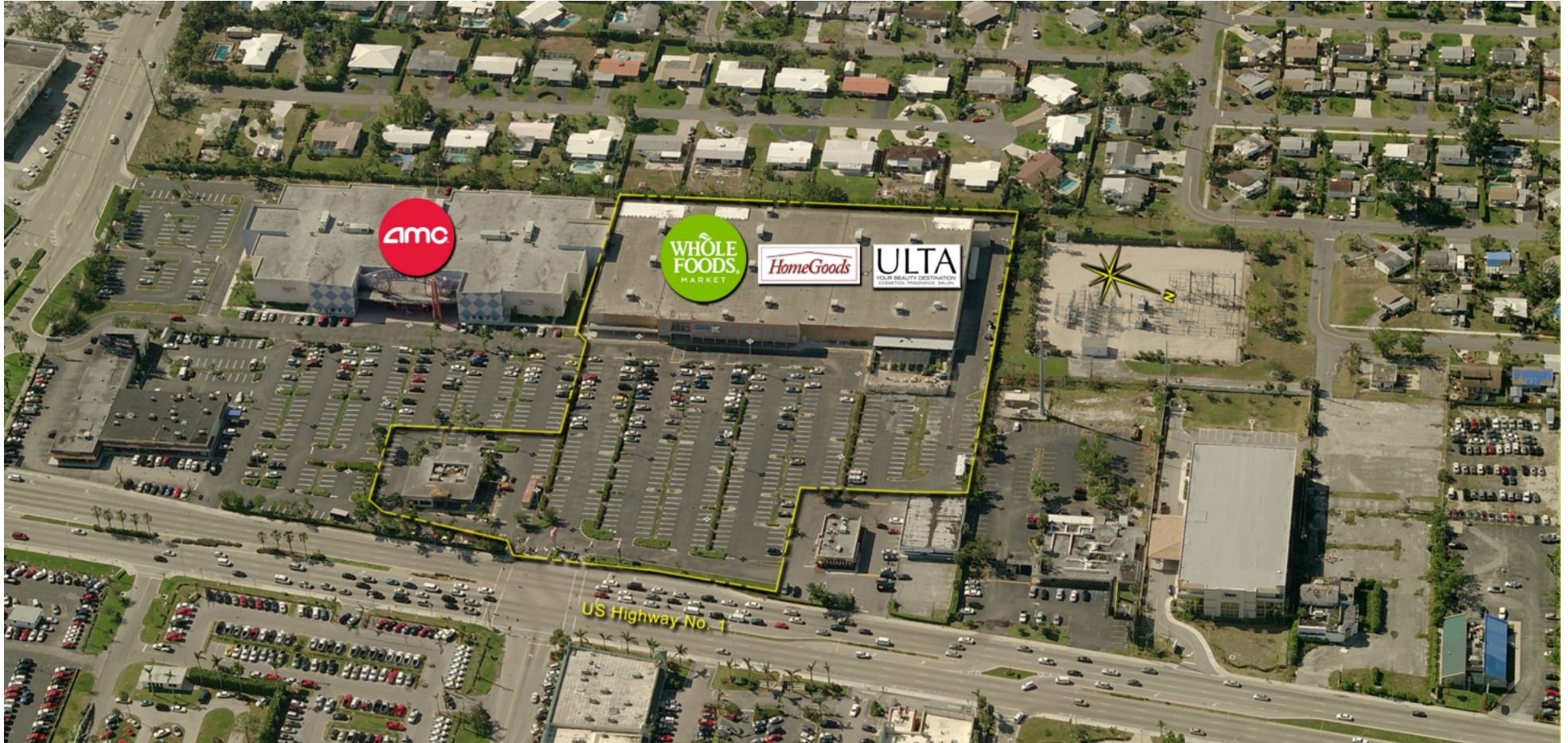
**Edmee Morin**

Leasing Representative

(248) 592-6308

[emorin@kimcorealty.com](mailto:emorin@kimcorealty.com)





AERIAL



GROSS LEASABLE AREA (GLA)

81,389 SF

Edmee Morin

Leasing Representative | (248) 592-6308 | emorin@kimcorealty.com



# Pompano Pointe S.C.

Pompano Beach, FL

[www.kimcorealty.com/116170](http://www.kimcorealty.com/116170)



DENSITY AERIAL

Edmee Morin

Leasing Representative | (248) 592-6308 | [emorin@kimcorealty.com](mailto:emorin@kimcorealty.com)



■ Available 
 ■ Non-Controlled 
 ▲ Curbside Pick-up

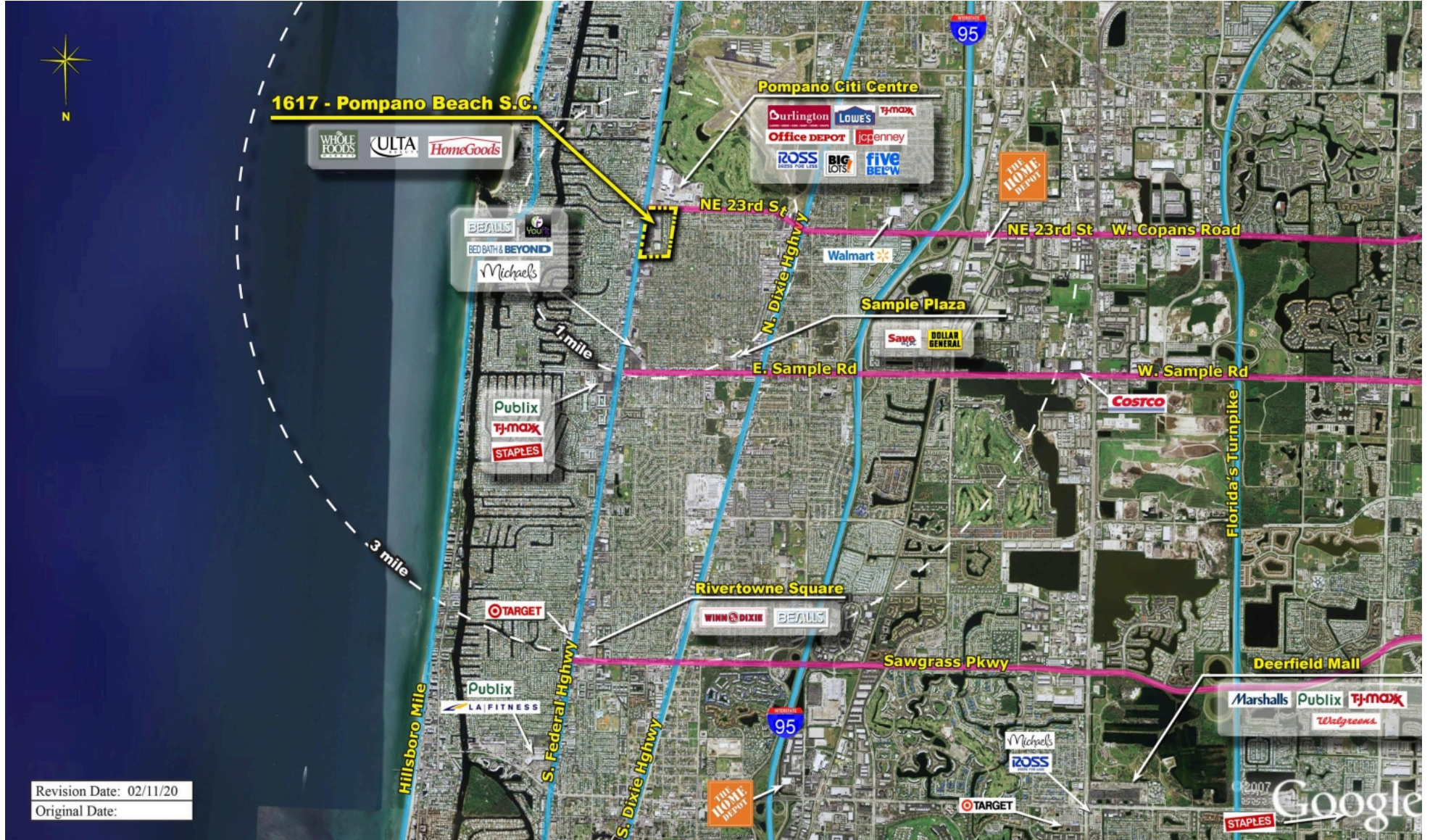
	TENANT	SQ FT
1	Whole Foods Market	40,100
2	PDO	5,748
3	HomeGoods	20,280
4	Ulta	11,224
5	Available	4,037



Disclaimer: This site plan shows the approximate location, square footage, and configuration of the shopping center and adjacent areas, and is only illustrative of the size and relationship of the stores and common areas generally, all of which are subject to change. The showing of any names of tenants, parking spaces, square footage, curb-cuts or traffic controls shall not be deemed to be a representation or warranty that any tenants will be at the shopping center, the square footage is accurate, or that any parking spaces, curb-cuts or traffic controls do or will continue to exist. Moreover, any demographics set forth in this flyer are for illustrative purposes only and shall not be deemed a representation by Landlord or their accuracy. Availability of this property for rent is subject to prior rental or withdrawal of the property from the market at any time without notice.

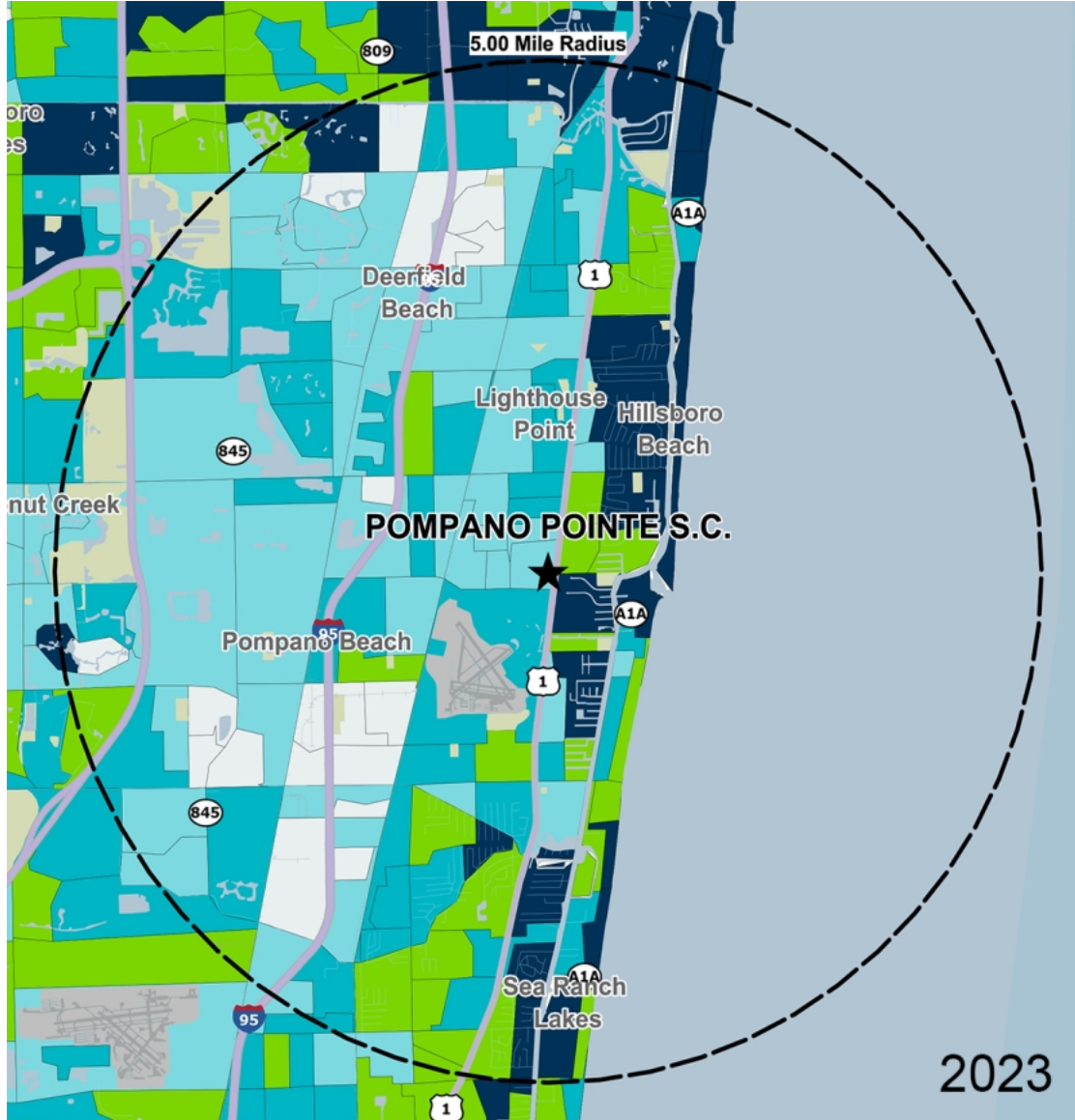
**Edmee Morin**

Leasing Representative | (248) 592-6308 | emorin@kimcorealty.com



Revision Date: 02/11/20  
Original Date:

COMPETITION MAP



by Block Group

## Demographics

2023 ESTIMATES	1-MILE	3-MILES	5-MILES
Population	15,258	111,929	238,961
Daytime Pop	13,495	92,758	239,311
Households	6,575	46,256	106,093
Average HH Income	\$113,000	\$96,357	\$94,925
Median HH Income	\$76,552	\$65,946	\$63,387
Per Capita Income	\$48,718	\$40,025	\$42,528

## Average Household Income

Popstats, 4Q 2023, Trade Area Systems

- \$150K and up
- \$100K - \$150K
- \$75K - \$100K
- \$50K - \$75K
- \$0K - \$50K



# Pompano Pointe S.C.

N. Federal Hwy. & E. Copans Rd., Pompano Beach, FL



**Edmee Morin**

Leasing Representative

(248) 592-6308

[emorin@kimcorealty.com](mailto:emorin@kimcorealty.com)