



Key Food - 21st Street

Long Island City, NY

New York-Newark-Jersey City (NY-NJ-PA)



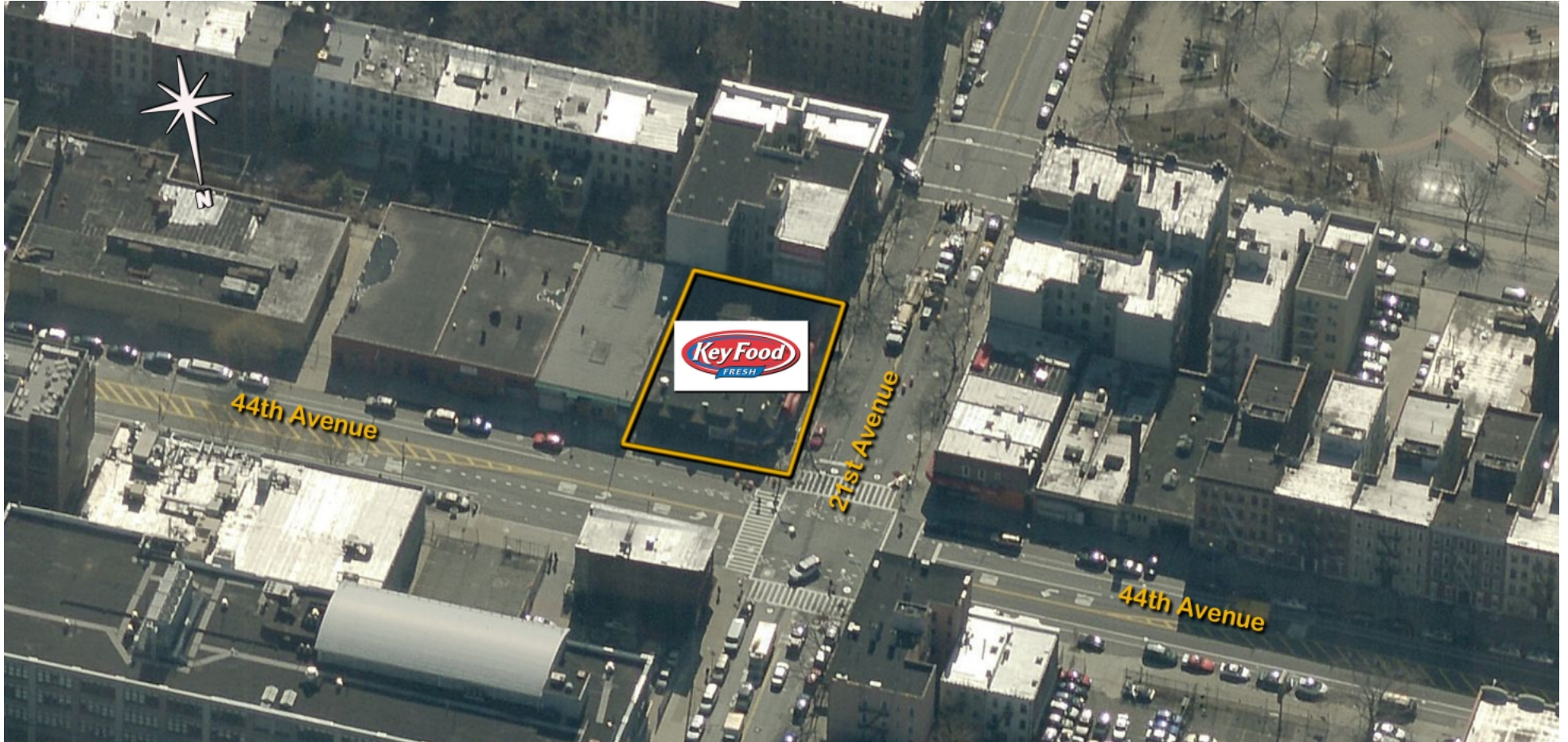
Robert Wachtler

Leasing Representative


(516) 869-2654

rwachtler@kimcorealty.com





AERIAL



GROSS LEASABLE AREA (GLA)

6,065 SF

Robert Wachtler

Leasing Representative | (516) 869-2654 | rwachtler@kimcorealty.com



Key Food - 21st Street

Long Island City, NY

www.kimcorealty.com/116960



Google Earth

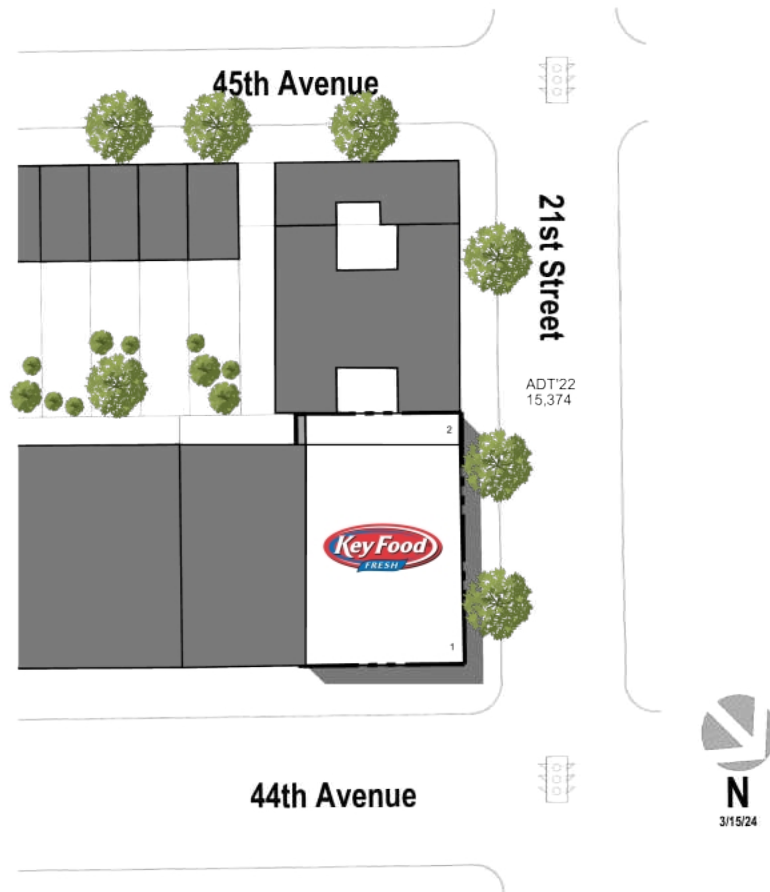
DENSITY AERIAL

Robert Wachtler

Leasing Representative | (516) 869-2654 | rwachtler@kimcorealty.com



	TENANT	SQ FT
1	Key Food	5,621
2	Fortune Cookie	444



Disclaimer: This site plan shows the approximate location, square footage, and configuration of the shopping center and adjacent areas, and is only illustrative of the size and relationship of the stores and common areas generally, all of which are subject to change. The showing of any names of tenants, parking spaces, square footage, curb-cuts or traffic controls shall not be deemed to be a representation or warranty that any tenants will be at the shopping center, the square footage is accurate, or that any parking spaces, curb-cuts or traffic controls do or will continue to exist. Moreover, any demographics set forth in this flyer are for illustrative purposes only and shall not be deemed a representation by Landlord or their accuracy. Availability of this property for rent is subject to prior rental or withdrawal of the property from the market at any time without notice.

Robert Wachtler

Leasing Representative | (516) 869-2654 | rwachtler@kimcorealty.com

Key Food - 21st Street

Long Island City, NY

www.kimcorealty.com/116960

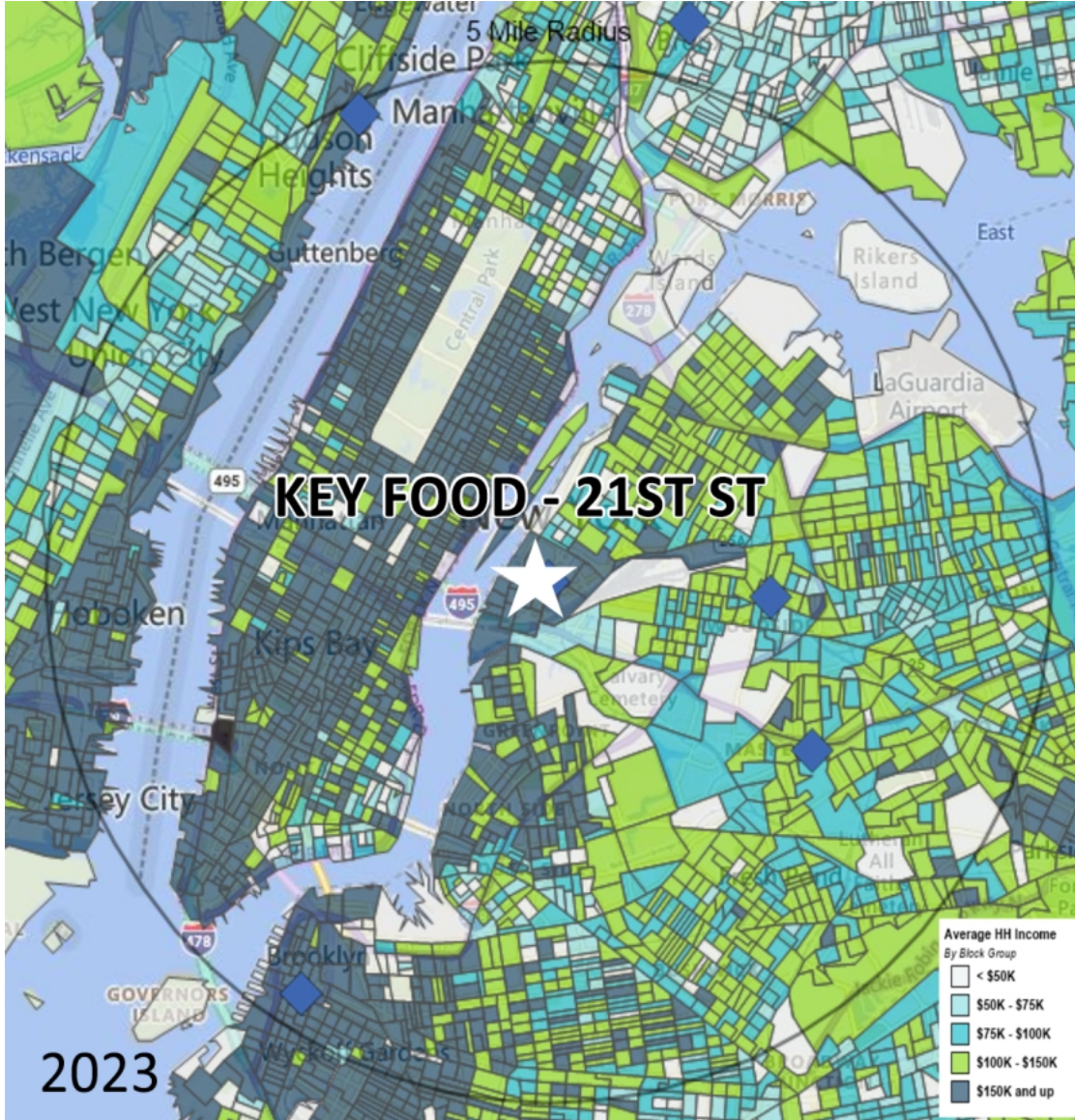


COMPETITION MAP

Robert Wachtler

Leasing Representative | (516) 869-2654 | rwachtler@kimcorealty.com





Demographics

2022 ESTIMATES	1-MILE	3-MILES	5-MILES
Population	68,282	1,275,935	3,144,993
Daytime Pop	108,771	2,631,776	4,845,371
Households	30,782	623,365	1,344,247
Average HH Income	\$169,932	\$178,116	\$153,912
Median HH Income	\$124,503	\$113,367	\$94,568
Per Capita Income	\$77,886	\$89,153	\$67,419

Average Household Income

Popstats, 4Q 2022, Trade Area Systems

- \$150K and up
- \$100K - \$150K
- \$75K - \$100K
- \$50K - \$75K
- \$0K - \$50K



by Block Group

Robert Wachtler

Leasing Representative | (516) 869-2654 | rwachtler@kimcorealty.com

Key Food - 21st Street

21st St. & 44th Dr., Long Island City, NY



Robert Wachtler

Leasing Representative

(516) 869-2654

rwachtler@kimcorealty.com