



Columbia Crossing II S.C.

Columbia, MD

Baltimore-Columbia-Towson (MD)




Jenna Mielke
Leasing Representative
(410) 427-4479
jmielke@kimcorealty.com





AERIAL



GROSS LEASABLE AREA (GLA)

100,737 SF

PARKING SPACES

498

Jenna Mielke

Leasing Representative | (410) 427-4479 | jmielke@kimcorealty.com





DENSITY AERIAL

Jenna Mielke

Leasing Representative | (410) 427-4479 | jmielke@kimcorealty.com



Columbia Crossing II S.C.

Columbia, MD

www.kimcorealty.com/117000

■ Non-Controlled

	TENANT	SQ FT
5	Ashley Furniture World	63,062
6	REI	24,075
7	Elite Urgent Care	3,700
8	Mattress Warehouse	7,400
9	Coco Nail Bar	2,500

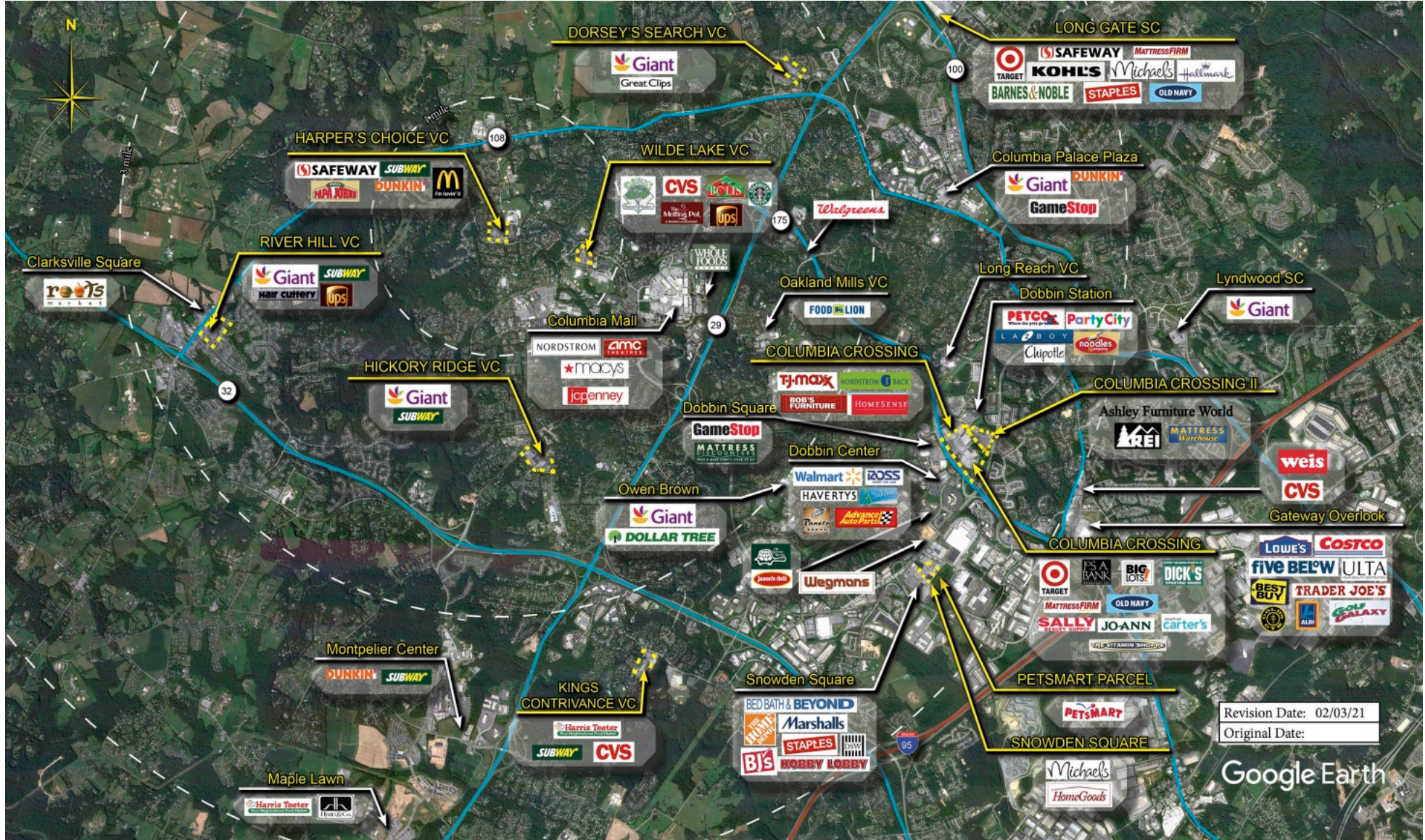


Disclaimer: This site plan shows the approximate location, square footage, and configuration of the shopping center and adjacent areas, and is only illustrative of the size and relationship of the stores and common areas generally, all of which are subject to change. The showing of any names of tenants, parking spaces, square footage, curb-cuts or traffic controls shall not be deemed to be a representation or warranty that any tenants will be at the shopping center, the square footage is accurate, or that any parking spaces, curb-cuts or traffic controls do or will continue to exist. Moreover, any demographics set forth in this flyer are for illustrative purposes only and shall not be deemed a representation by Landlord or their accuracy. Availability of this property for rent is subject to prior rental or withdrawal of the property from the market at any time without notice.

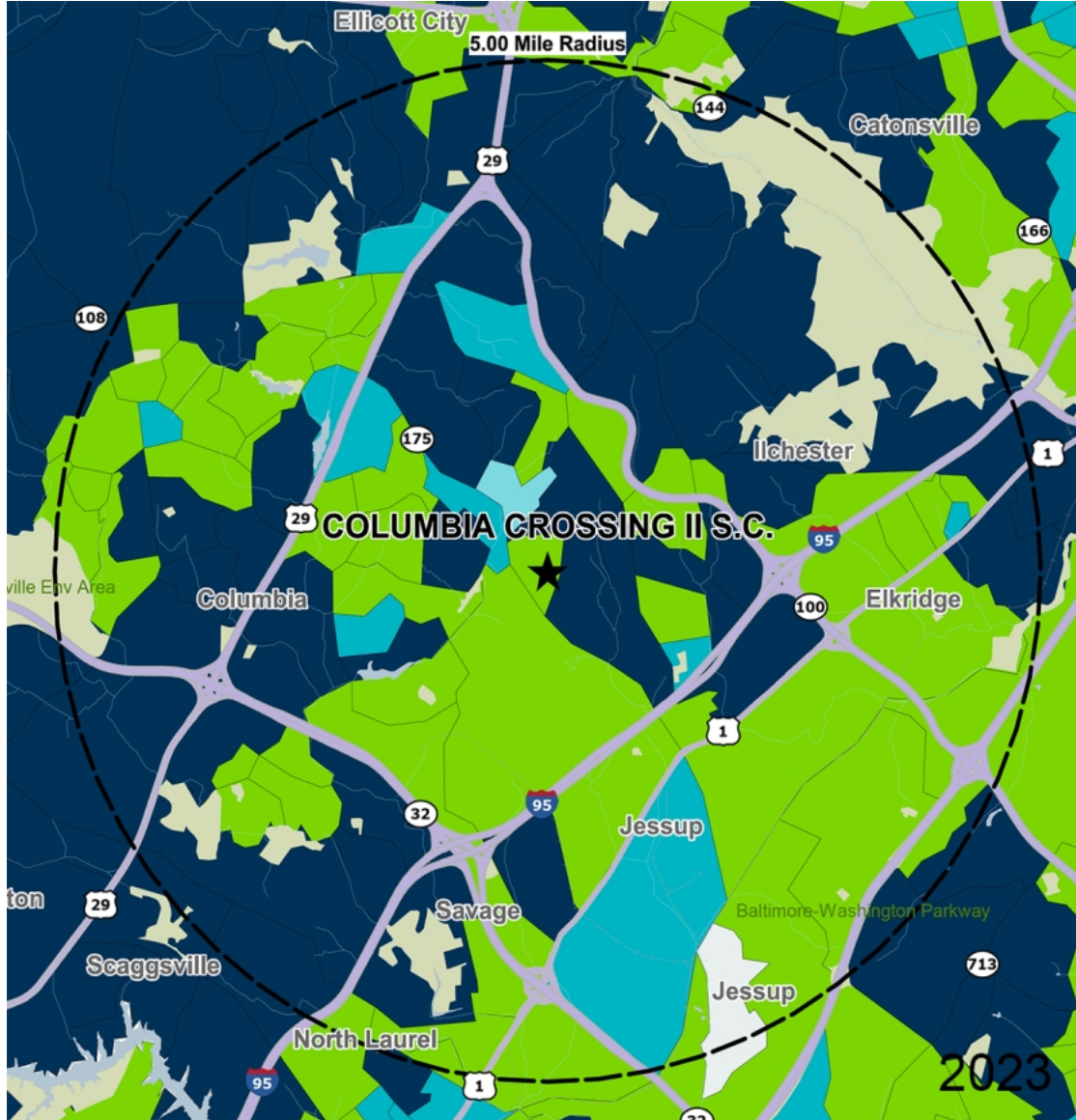
Jenna Mielke

Leasing Representative | (410) 427-4479 | jmielke@kimcorealty.com





COMPETITION MAP



by Block Group

Demographics

2023 ESTIMATES	1-MILE	3-MILES	5-MILES
Population	13,734	90,635	211,241
Daytime Pop	13,067	113,935	259,586
Households	5,333	33,755	78,149
Average HH Income	\$140,013	\$147,732	\$151,908
Median HH Income	\$121,042	\$127,455	\$129,291
Per Capita Income	\$54,551	\$55,477	\$56,763

Average Household Income

Popstats, 4Q 2023, Trade Area Systems

- \$150K and up
- \$100K - \$150K
- \$75K - \$100K
- \$50K - \$75K
- \$0K - \$50K



Jenna Mielke

Leasing Representative | (410) 427-4479 | jmielke@kimcorealty.com

Columbia Crossing II S.C.

Dobbin Rd. & SnowdenRiver Pkwy., Columbia, MD



Jenna Mielke
Leasing Representative
(410) 427-4479
jmielke@kimcorealty.com