



Galveston Place

Galveston, TX

Houston-The Woodlands-Sugar Land (TX)




Ali Runkel
Leasing Representative
(713) 868-6550
arunkel@kimcorealty.com





AERIAL



GROSS LEASABLE AREA (GLA)	209,152 SF
PARKING SPACES	1,089
PARKING RATIO	5.21 per 1,000 SF

Ali Runkel

Leasing Representative | (713) 868-6550 | arunkel@kimcorealty.com

Galveston Place

Galveston, TX

www.kimcorealty.com/117850



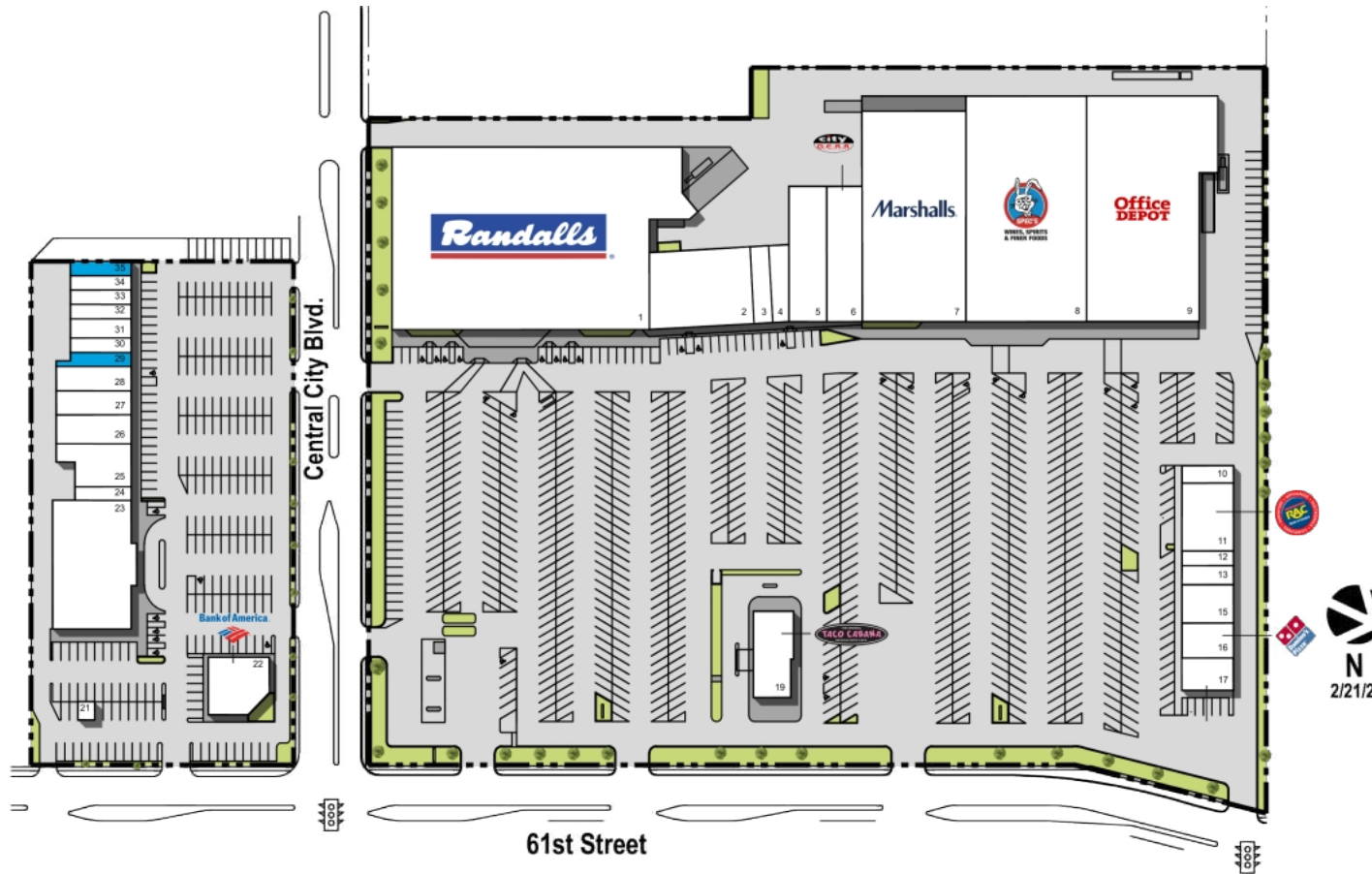
DENSITY AERIAL

Ali Runkel

Leasing Representative | (713) 868-6550 | arunkel@kimcorealty.com



Available



	TENANT	SQ FT
1	Randalls	52,550
2	Ulta	8,819
3	Comcast and/or Xfinity	1,600
4	Metro by T-Mobile Authorized D	1,534
5	Hibbett Sports	5,702
6	City Gear	5,321
7	Marshalls	24,356
8	Spec's Liquor	29,845
9	Office Depot	29,813
10	Jackson Hewitt Tax Service	990
11	Rent-A-Center	3,910
12	America's Ace Cash Express	825
13	Hair Retreat	1,100
15	Marble Slab	2,200
16	Domino's Pizza	2,000
17	Schlotsky's Deli	1,850
19	Taco Cabana	3,940
21	Watermill Express	350
22	Bank of America	3,586
23	Healthy Chinese Buffet	11,340
24	Ararat Cell Fix	840
25	JSC Federal Credit Union	3,080
26	K. T. Nails	2,400
27	Peak Nutrition Center	2,000
28	Ngala OD, P.C.	2,000
29	Available	1,026
30	New Sound Hearing	975
31	Fantastic Sam's	1,300
32	Generations Jewelers	975
33	H & R Block	975
34	Toledo Finance	975
35	Available	975

Disclaimer: This site plan shows the approximate location, square footage, and configuration of the shopping center and adjacent areas, and is only illustrative of the size and relationship of the stores and common areas generally, all of which are subject to change. The showing of any names of tenants, parking spaces, square footage, curb-cuts or traffic controls shall not be deemed to be a representation or warranty that any tenants will be at the shopping center, the square footage is accurate, or that any parking spaces, curb-cuts or traffic controls do or will continue to exist. Moreover, any demographics set forth in this flyer are for illustrative purposes only and shall not be deemed a representation by Landlord or their accuracy. Availability of this property for rent is subject to prior rental or withdrawal of the property from the market at any time without notice.

Ali Runkel

Leasing Representative | (713) 868-6550 | arunkel@kimcorealty.com



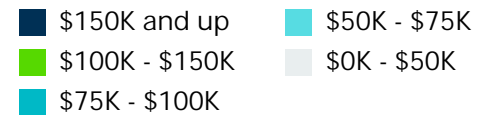
by Block Group

Demographics

2022 ESTIMATES	1-MILE	3-MILES	5-MILES
Population	10,371	36,646	47,887
Daytime Pop	9,909	41,563	63,109
Households	4,522	14,840	19,912
Average HH Income	\$77,269	\$74,467	\$74,602
Median HH Income	\$60,056	\$53,477	\$53,196
Per Capita Income	\$33,780	\$30,663	\$31,697

Average Household Income

Popstats, 4Q 2022, Trade Area Systems



Galveston Place

61st St. & Central City Blvd., Galveston, TX



Ali Runkel

Leasing Representative

(713) 868-6550

arunkel@kimcorealty.com