



# The Centre at Post Oak

Houston, TX

Houston-The Woodlands-Sugar Land (TX)



**Ali Runkel**

Leasing Representative

(713) 868-6550


arunkel@kimcorealty.com







AERIAL



GROSS LEASABLE AREA (GLA)

184,040 SF

PARKING SPACES

872

Ali Runkel

Leasing Representative | (713) 868-6550 | [arunkel@kimcorealty.com](mailto:arunkel@kimcorealty.com)





DENSITY AERIAL

Ali Runkel

Leasing Representative | (713) 868-6550 | [arunkel@kimcorealty.com](mailto:arunkel@kimcorealty.com)





# The Centre at Post Oak

Houston, TX

www.kimcorealty.com/117880

Available



	TENANT	SQ FT
1	Marshalls/HomeGoods	40,000
2	Mattress Firm	5,543
3	Old Navy	15,000
4	James Avery Jewelry	3,445
6	Moxie's Grill and Bar	10,137
7	Snooze, an AM Eatery	3,734
8	Pressed Roots	1,924
9	European Wax Center	1,333
10	Lerant	1,308
11	Available	1,569
12	Available	1,971
13	Needlz Master Tailors	1,600
14	Sports Clips	1,600
15	Available	19,339
16	Morton's	7,000
17	Available	1,673
18	Available	3,504
19	Lashes by Ann	1,118
20	Available	1,676
21	Grand Lux Cafe	12,824
22	Bldv Dental	2,100
23	Tiger Noodle	1,800
24	Iloff Jewelers	1,000
25	Milano Nails	4,000
26	Creamistry	1,600
27	Cacao & Cardamom	1,400
28	Kenz Mediterranean	1,565
29	The Good Feet Store	1,360
30	Available	2,800
31	Nordstrom Rack	30,017

Disclaimer: This site plan shows the approximate location, square footage, and configuration of the shopping center and adjacent areas, and is only illustrative of the size and relationship of the stores and common areas generally, all of which are subject to change. The showing of any names of tenants, parking spaces, square footage, curb-cuts or traffic controls shall not be deemed to be a representation or warranty that any tenants will be at the shopping center, the square footage is accurate, or that any parking spaces, curb-cuts or traffic controls do or will continue to exist. Moreover, any demographics set forth in this flyer are for illustrative purposed only and shall not be deemed a representation by Landlord or their accuracy. Availability of this property for rent is subject to prior rental or withdrawal of the property from the market at any time without notice.

Ali Runkel

Leasing Representative | (713) 868-6550 | arunkel@kimcorealty.com

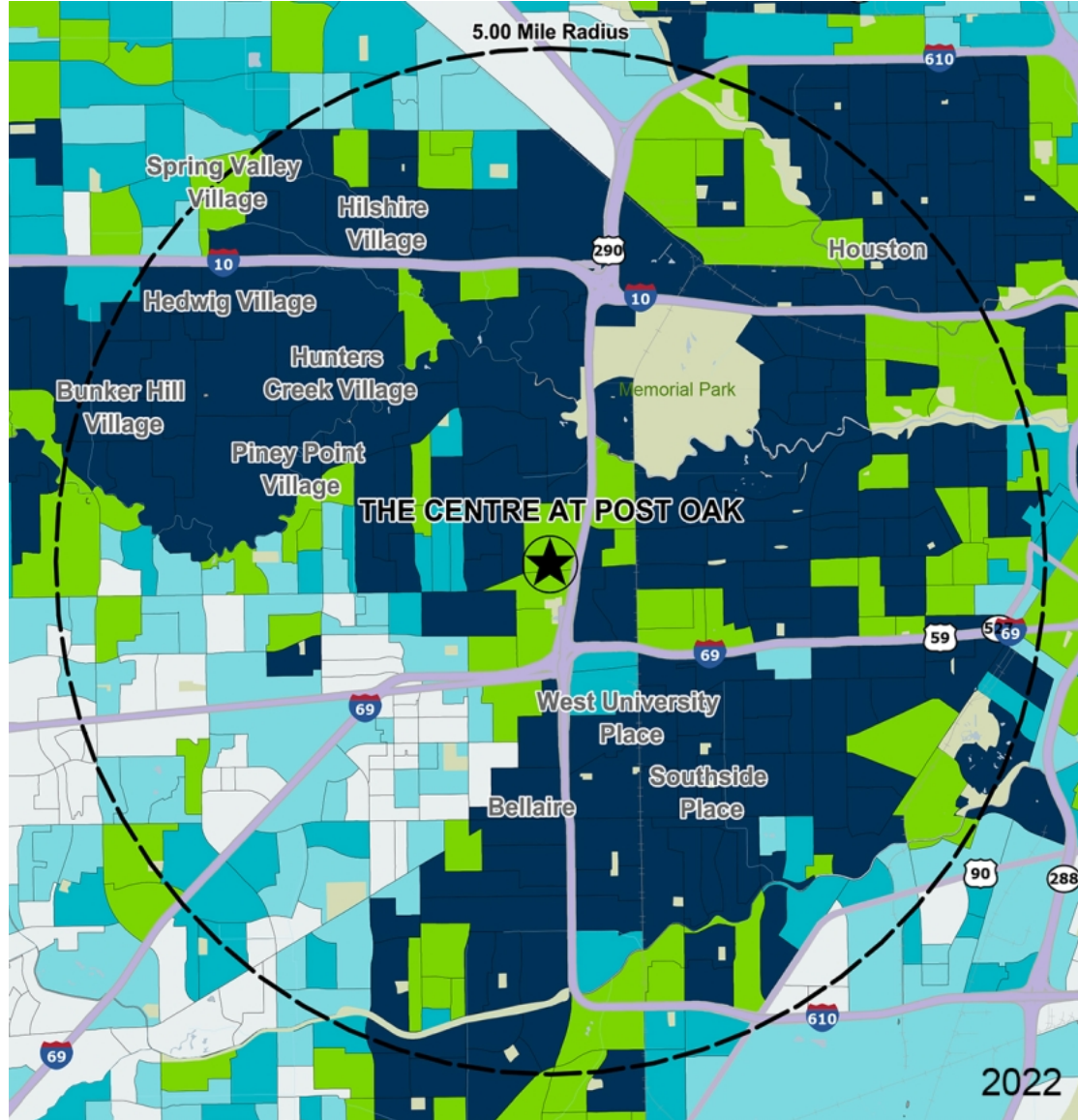






COMPETITION MAP





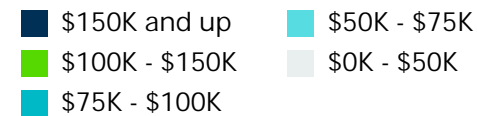
by Block Group

## Demographics

2022 ESTIMATES	1-MILE	3-MILES	5-MILES
Population	27,354	193,656	522,479
Daytime Pop	77,336	291,660	746,799
Households	16,204	92,528	241,958
Average HH Income	\$166,537	\$161,295	\$153,897
Median HH Income	\$110,259	\$88,773	\$89,527
Per Capita Income	\$98,967	\$77,342	\$71,759

## Average Household Income

Popstats, 4Q 2022, Trade Area Systems



# The Centre at Post Oak

Westheimer Rd. & Post Oak Blvd, Houston, TX



**Ali Runkel**

Leasing Representative

(713) 868-6550

arunkel@kimcorealty.com