



Richmond Square

Houston, TX

Houston-The Woodlands-Sugar Land (TX)




Christi Vinzant
Leasing Representative
(713) 866-6914
cvinzant@kimcorealty.com





As of 03/14/24

AERIAL



GROSS LEASABLE AREA (GLA)

90,606 SF

PARKING SPACES

355

Christi Vinzant

Leasing Representative | (713) 866-6914 | cvinzant@kimcorealty.com

Richmond Square

Houston, TX

www.kimcorealty.com/117890



DENSITY AERIAL

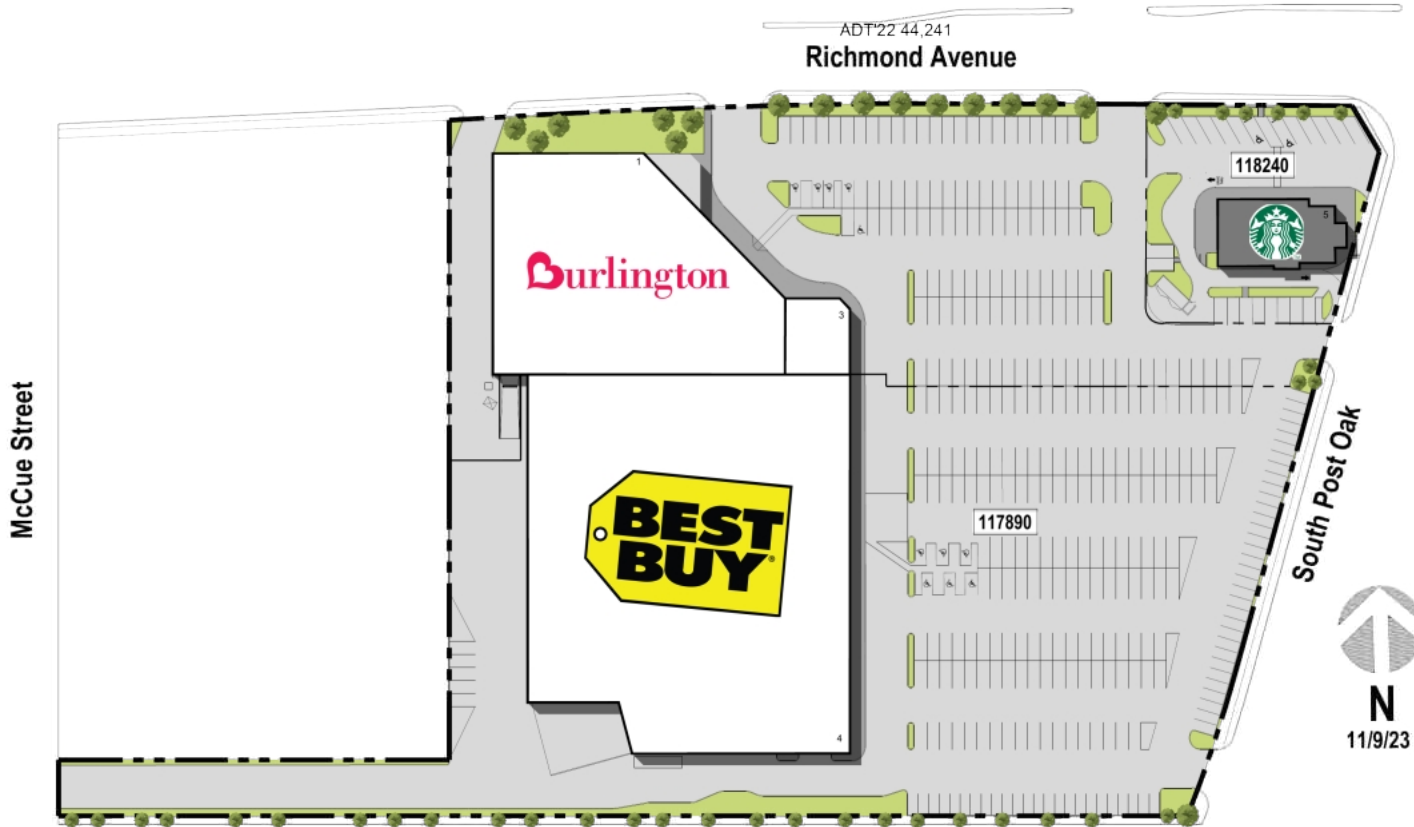
Christi Vinzant

Leasing Representative | (713) 866-6914 | cvinzant@kimcorealty.com



■ Non-Controlled

	TENANT	SQ FT
1	Burlington	26,941
3	Houston's Luggage and Leather	2,400
4	Best Buy	58,321



Disclaimer: This site plan shows the approximate location, square footage, and configuration of the shopping center and adjacent areas, and is only illustrative of the size and relationship of the stores and common areas generally, all of which are subject to change. The showing of any names of tenants, parking spaces, square footage, curb-cuts or traffic controls shall not be deemed to be a representation or warranty that any tenants will be at the shopping center, the square footage is accurate, or that any parking spaces, curb-cuts or traffic controls do or will continue to exist. Moreover, any demographics set forth in this flyer are for illustrative purposes only and shall not be deemed a representation by Landlord or their accuracy. Availability of this property for rent is subject to prior rental or withdrawal of the property from the market at any time without notice.

Christi Vinzant

Leasing Representative | (713) 866-6914 | cvinzant@kimcorealty.com

Richmond Square

Houston, TX

www.kimcorealty.com/117890

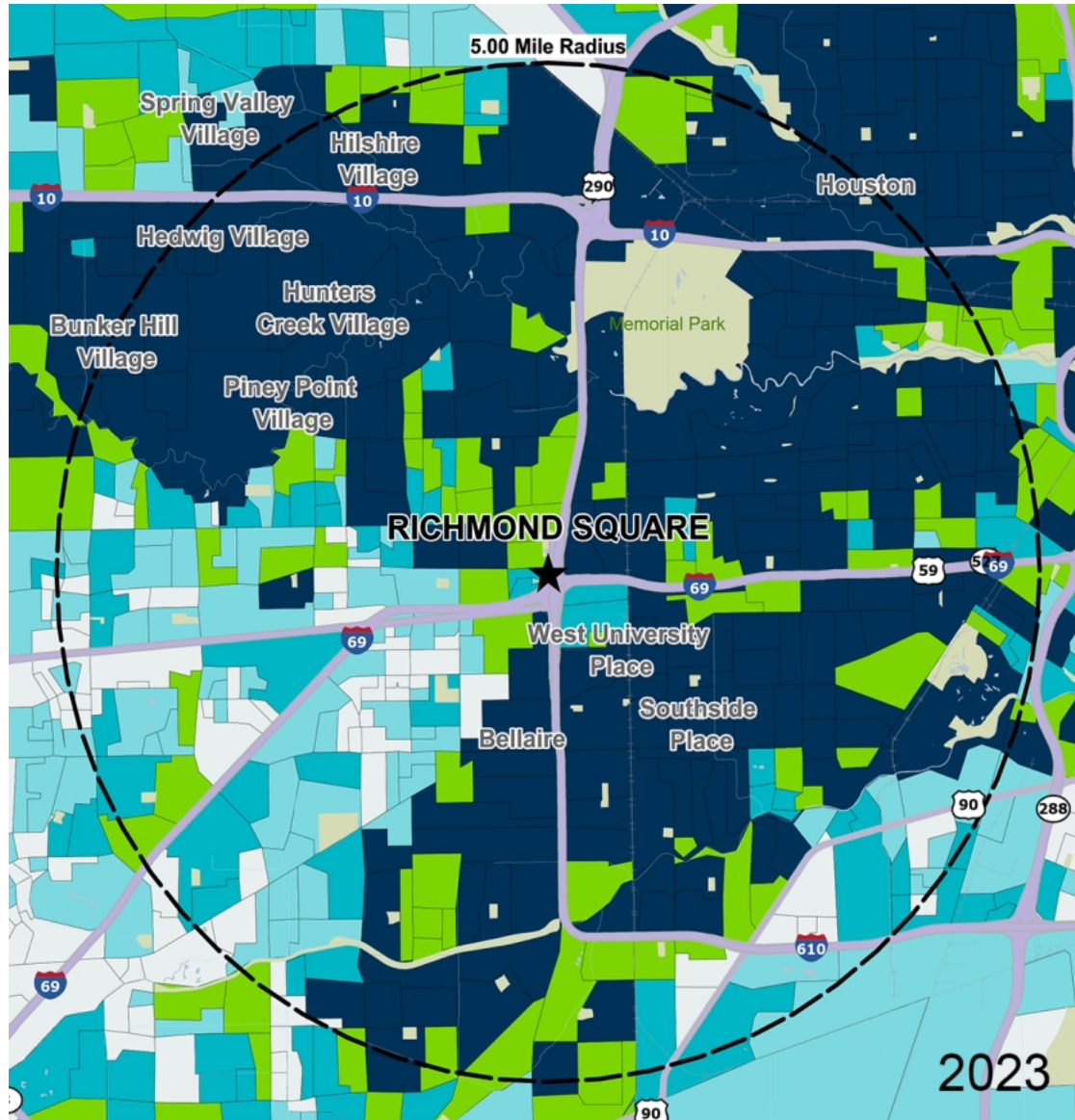


COMPETITION MAP

Christi Vinzant

Leasing Representative | (713) 866-6914 | cvinzant@kimcorealty.com





by Block Group

Demographics

2023 ESTIMATES	1-MILE	3-MILES	5-MILES
Population	24,810	218,848	530,150
Daytime Pop	43,571	295,932	1,049,452
Households	13,723	100,928	245,550
Average HH Income	\$133,542	\$163,341	\$153,196
Median HH Income	\$90,071	\$86,853	\$87,395
Per Capita Income	\$73,949	\$75,532	\$71,522

Average Household Income

Popstats, 4Q 2023, Trade Area Systems

- \$150K and up
- \$100K - \$150K
- \$75K - \$100K
- \$50K - \$75K
- \$0K - \$50K



Richmond Square

Richmond Ave. & Interstate 610, Houston, TX



Christi Vinzant

Leasing Representative

(713) 866-6914

cvinzant@kimcorealty.com