



Entrada de Oro Plaza

Oro Valley, AZ

Tucson (AZ)



Chris Byrd
Leasing Representative
(602) 456-4370
cbyrd@kimcorealty.com






As of 01/25/23

Google Earth

AERIAL



GROSS LEASABLE AREA (GLA) 88,665 SF

PARKING SPACES 543

PARKING RATIO 6.12 per 1,000 SF

Chris Byrd

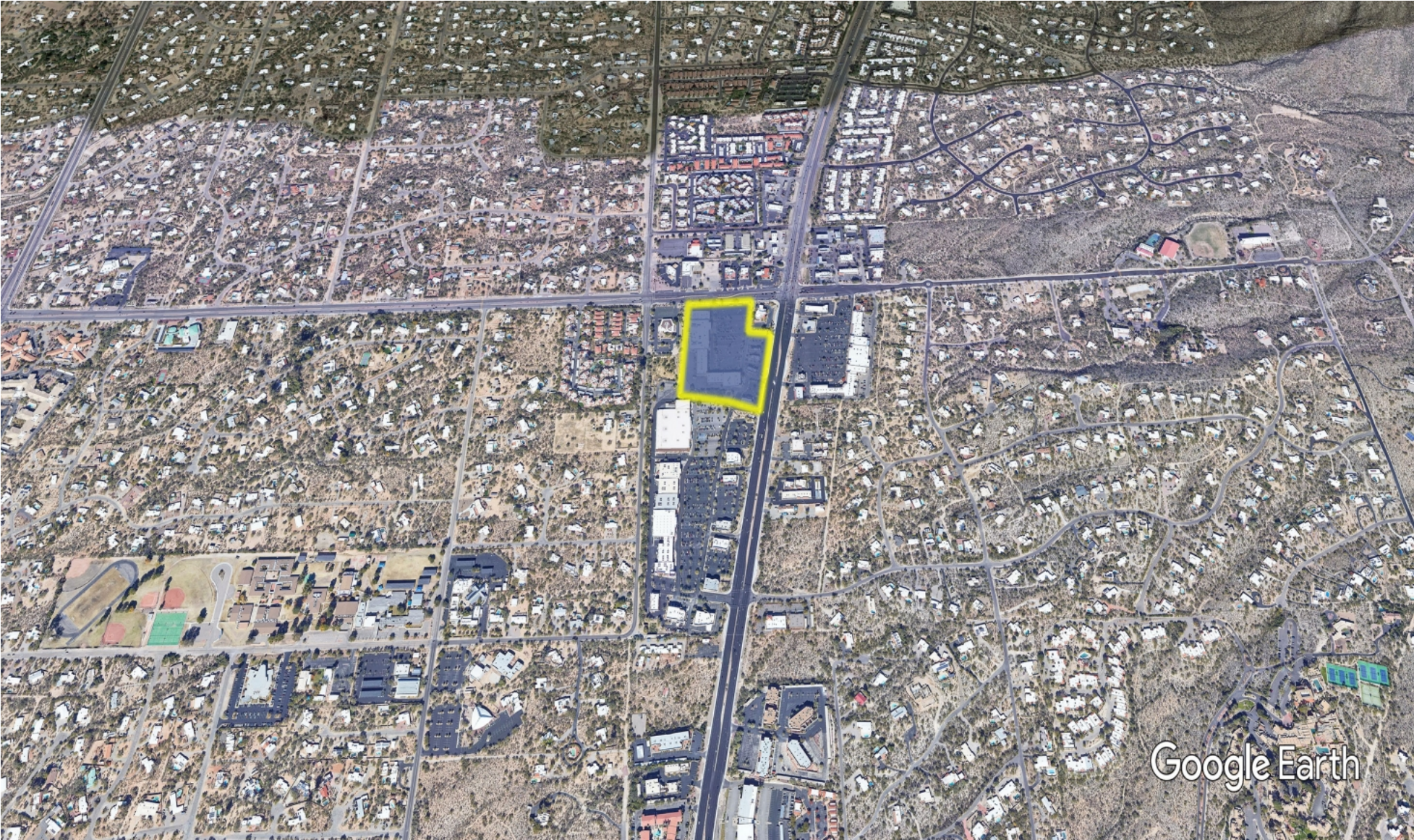
Leasing Representative | (602) 456-4370 | cbyrd@kimcorealty.com



Entrada de Oro Plaza

Oro Valley, AZ

www.kimcorealty.com/118490



DENSITY AERIAL

Chris Byrd

Leasing Representative | (602) 456-4370 | cbyrd@kimcorealty.com



■ Available ■ Non-Controlled



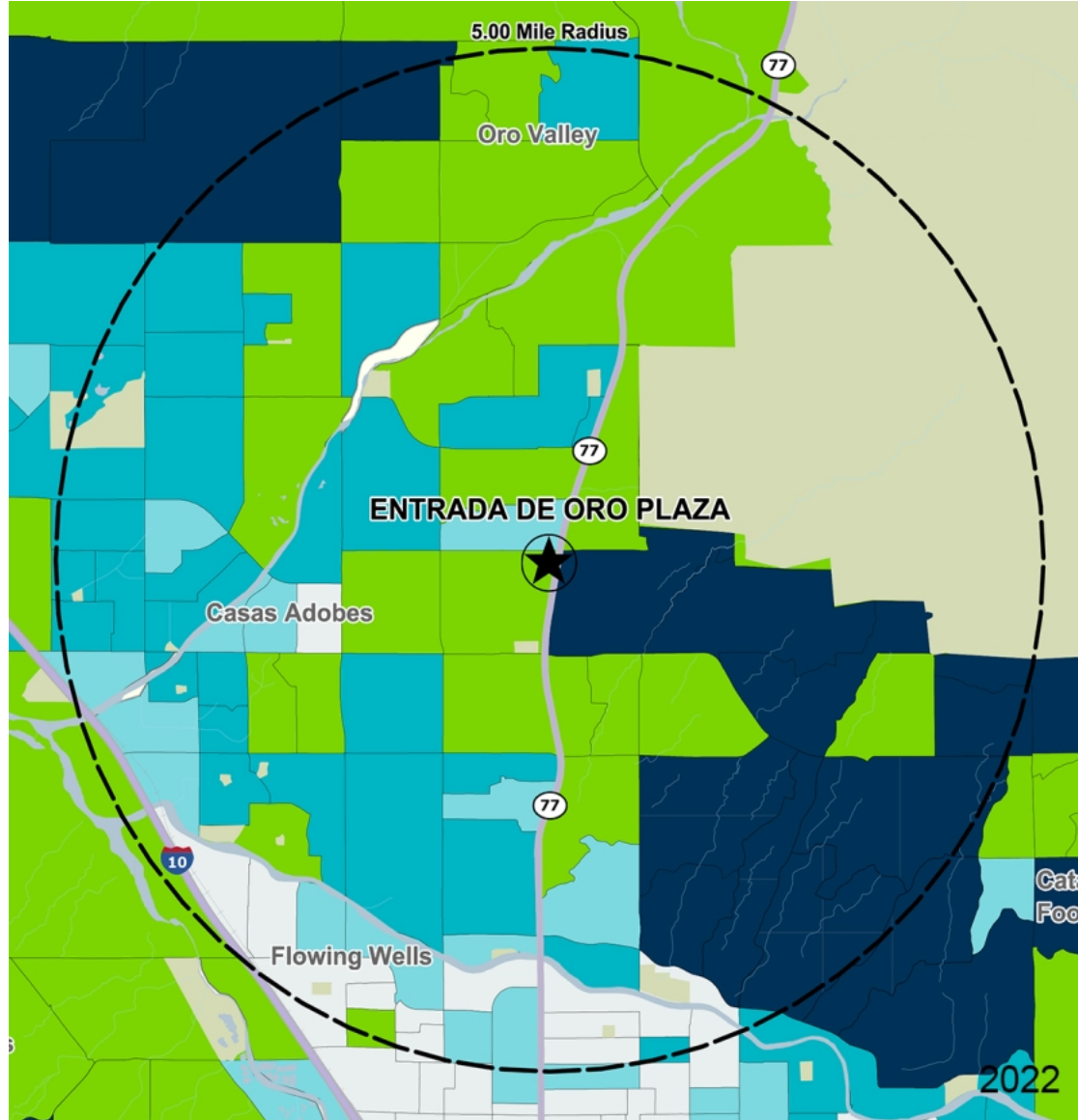
	TENANT	SQ FT
1	Oracle & MaGee Dental	2,250
2	Available	1,220
3	Games Workshop	1,125
4	Zounds Hearing	1,050
5	Oasis Nutrition	1,130
6	Supercuts	1,500
7	Milano Nails Salon	1,220
8	Anytime Fitness	4,790
9	Available (Former Restaurant)	2,250
10	Wal-Mart Neighborhood Market	45,163
11	Available	2,000
12	Play It Again Sports	4,000
13	Mama's Pizzas	2,980
14	Available	1,360
16	Taco Bell	2,320
17	Eegee's	2,031
18	KFC	2,676
20	Available	2,400
21	Budget Blinds	1,600
22	Oro Valley Hospital	5,600

Disclaimer: This site plan shows the approximate location, square footage, and configuration of the shopping center and adjacent areas, and is only illustrative of the size and relationship of the stores and common areas generally, all of which are subject to change. The showing of any names of tenants, parking spaces, square footage, curb-cuts or traffic controls shall not be deemed to be a representation or warranty that any tenants will be at the shopping center, the square footage is accurate, or that any parking spaces, curb-cuts or traffic controls do or will continue to exist. Moreover, any demographics set forth in this flyer are for illustrative purposes only and shall not be deemed a representation by Landlord or their accuracy. Availability of this property for rent is subject to prior rental or withdrawal of the property from the market at any time without notice.

Chris Byrd

Leasing Representative | (602) 456-4370 | cbyrd@kimcorealty.com





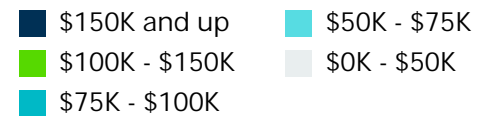
by Block Group

Demographics

2022 ESTIMATES	1-MILE	3-MILES	5-MILES
Population	5,168	40,027	143,437
Daytime Pop	8,443	42,046	145,854
Households	2,318	18,547	61,675
Average HH Income	\$108,376	\$107,830	\$95,930
Median HH Income	\$72,051	\$75,427	\$69,301
Per Capita Income	\$50,255	\$50,606	\$41,567

Average Household Income

Popstats, 4Q 2022, Trade Area Systems



Entrada de Oro Plaza

N Oracle Rd. & W Magee Rd., Oro Valley, AZ



Chris Byrd
Leasing Representative
(602) 456-4370
cbyrd@kimcorealty.com