



# South Hill Center

Puyallup, WA

Seattle-Tacoma-Bellevue (WA)



**Kristina Burmeister**  
Leasing Representative  
(425) 641-9718  
kburmeister@kimcorealty.com







AERIAL



GROSS LEASABLE AREA (GLA)

134,010 SF

PARKING SPACES

520

Kristina Burmeister

Leasing Representative | (425) 641-9718 | kburmeister@kimcorealty.com







DENSITY AERIAL

**Kristina Burmeister**

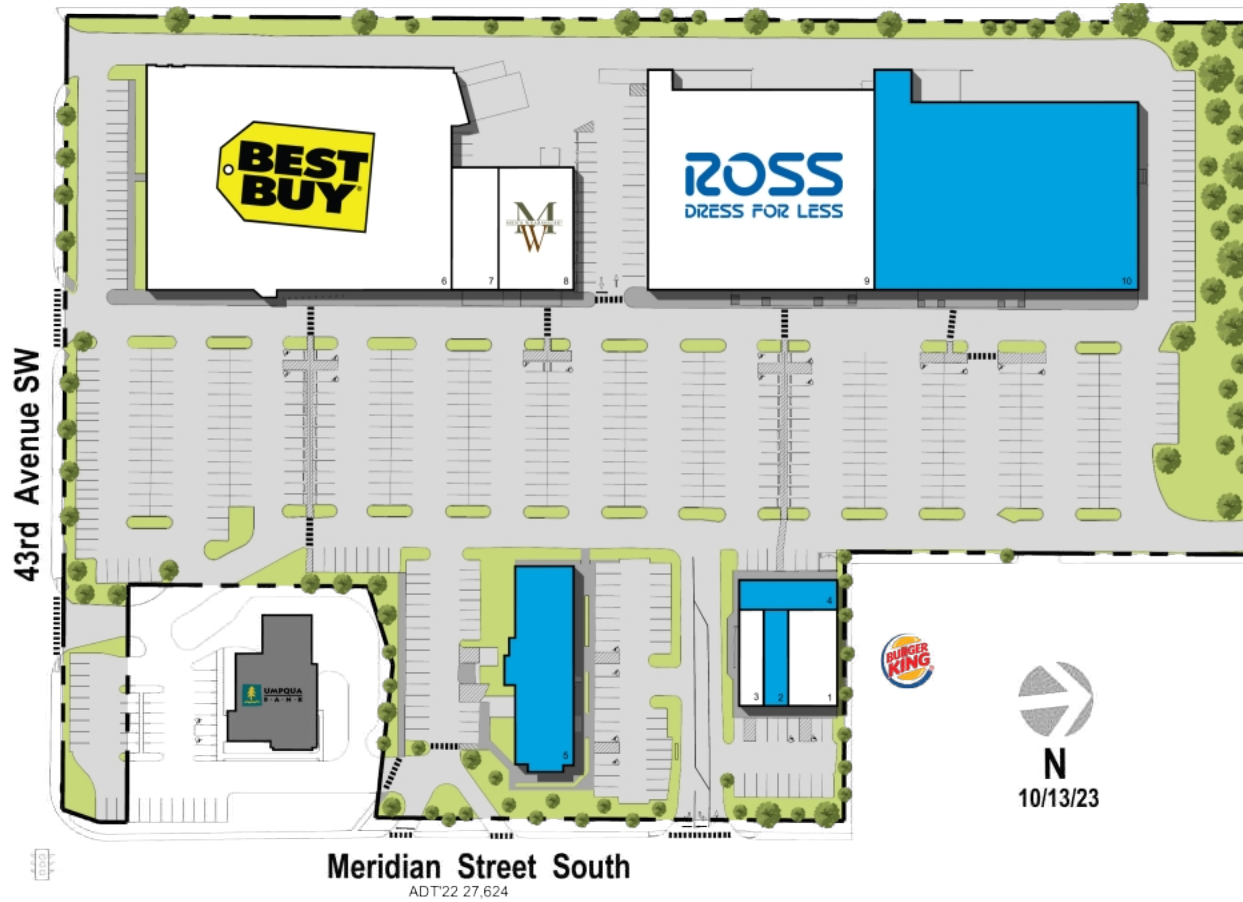
Leasing Representative | (425) 641-9718 | [kburmeister@kimcorealty.com](mailto:kburmeister@kimcorealty.com)





■ Available ■ Non-Controlled

	TENANT	SQ FT
1	Music & Arts	3,000
2	Available (Former Restaurant)	1,500
3	D & D Nails Spa	1,500
4	Available	1,905
5	Available (Former Restaurant)	7,681
6	Best Buy	45,365
7	Mattress Depot	4,000
8	Men's Wearhouse	6,000
9	Ross Dress for Less	30,139
10	Available	32,920



Disclaimer: This site plan shows the approximate location, square footage, and configuration of the shopping center and adjacent areas, and is only illustrative of the size and relationship of the stores and common areas generally, all of which are subject to change. The showing of any names of tenants, parking spaces, square footage, curb-cuts or traffic controls shall not be deemed to be a representation or warranty that any tenants will be at the shopping center, the square footage is accurate, or that any parking spaces, curb-cuts or traffic controls do or will continue to exist. Moreover, any demographics set forth in this flyer are for illustrative purposes only and shall not be deemed a representation by Landlord or their accuracy. Availability of this property for rent is subject to prior rental or withdrawal of the property from the market at any time without notice.

**Kristina Burmeister**

Leasing Representative | (425) 641-9718 | kburmeister@kimcorealty.com

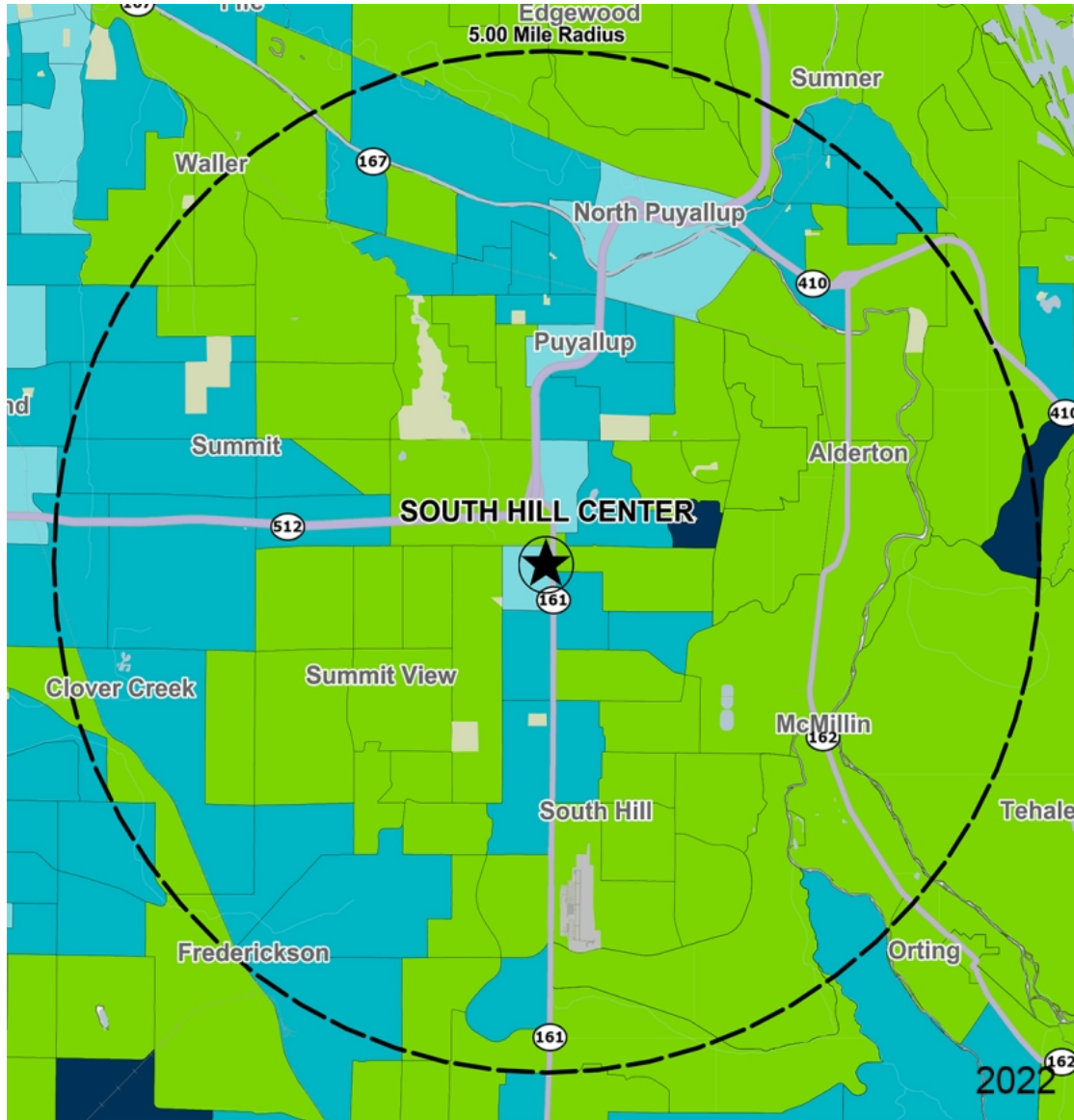




As of: 04/25/23

COMPETITION MAP





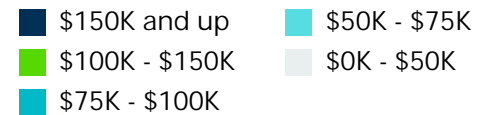
by Block Group

## Demographics

2022 ESTIMATES	1-MILE	3-MILES	5-MILES
Population	12,363	90,242	183,381
Daytime Pop	19,200	84,834	162,539
Households	5,208	34,155	67,741
Average HH Income	\$89,287	\$104,771	\$106,516
Median HH Income	\$71,567	\$86,918	\$89,755
Per Capita Income	\$37,642	\$39,893	\$39,511

## Average Household Income

Popstats, 4Q 2022, Trade Area Systems



# South Hill Center

Meridian St. S & 43rd Ave. SW, Puyallup, WA



**Kristina Burmeister**  
Leasing Representative  
(425) 641-9718  
kburmeister@kimcorealty.com