



Hunter's Square

Farmington Hills, MI

Detroit-Warren-Dearborn (MI)



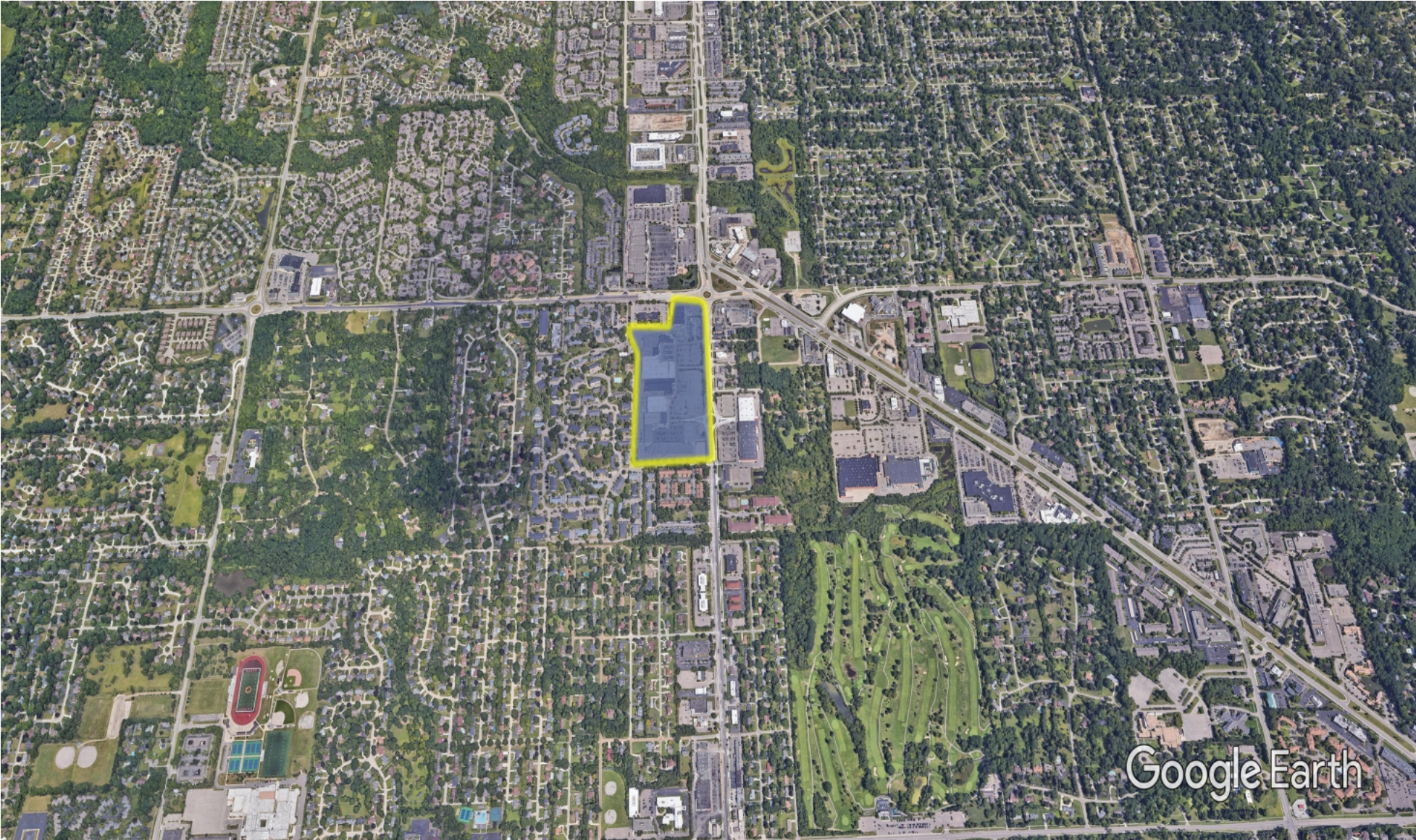
Rich Bevis
Leasing Representative
(248) 592-6222
rbevis@kimcorealty.com



Hunter's Square

Farmington Hills, MI

www.kimcorealty.com/125250



DENSITY AERIAL

Rich Bevis

Leasing Representative | (248) 592-6222 | rbevis@kimcorealty.com



■ Available ■ Non-Controlled

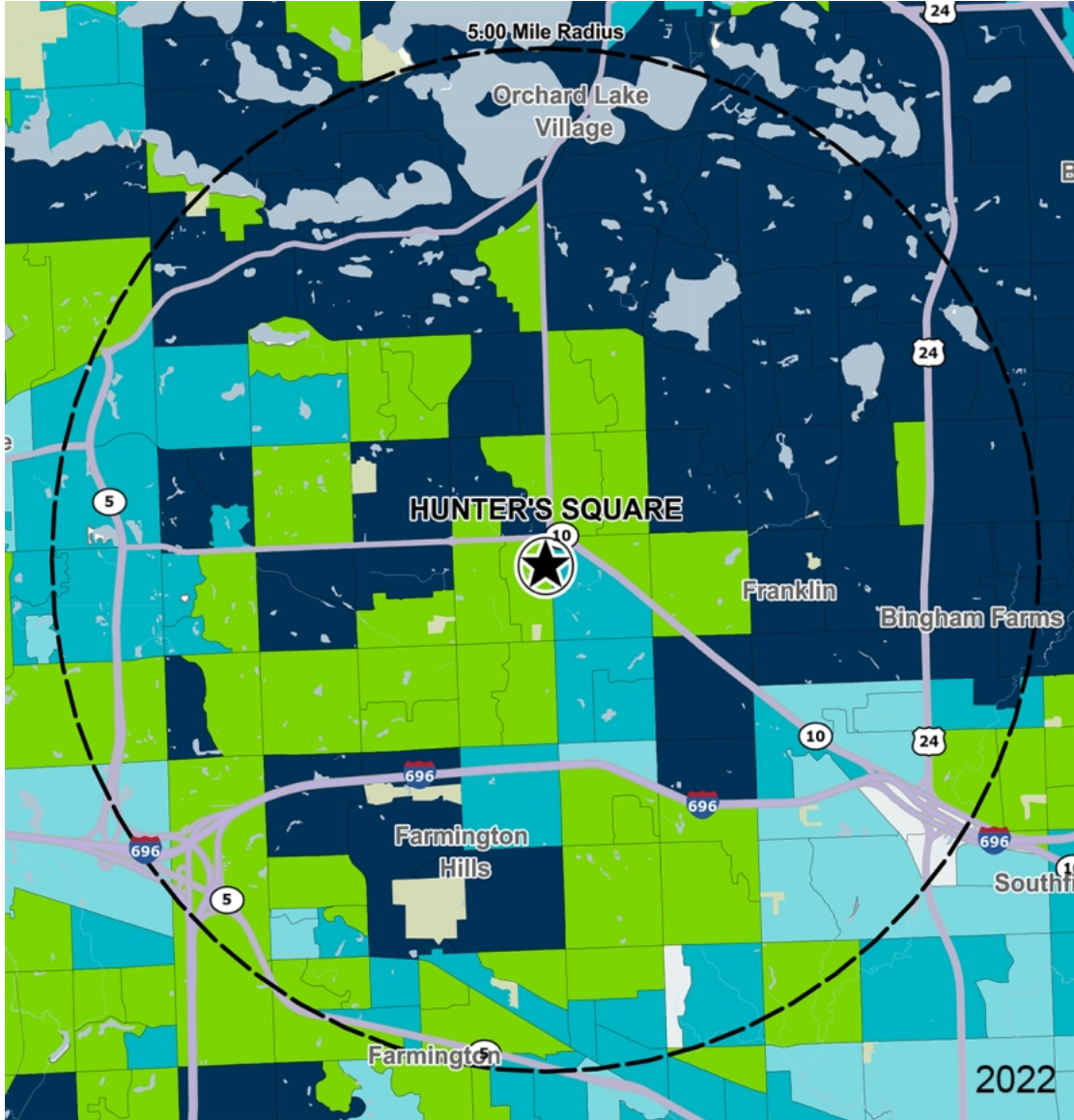


Rich Bevis

Leasing Representative | (248) 592-6222 | rbevis@kimcorealty.com

TENANT	SQ FT	TENANT	SQ FT	TENANT	SQ FT
1 Five Below	8,863	14 Emery's Creative Jewelry	1,073	26B Total Wine & More	0
2 Available	6,132	15 Massage Envy	2,808	27 Available	4,685
3 Ulta	9,488	16 Bath & Body Works	4,500	28 Meijer	47,163
4 DSW Shoe Warehouse	20,647	17 Available	28,000	29 Buffalo Wild Wings	9,778
5 Dollar Tree	9,966	18 Available	5,900	30 Floyd's 99 Barbershop	1,277
6 Available	3,061	19 Marvin's Marvelous Mechanical Museum	5,336	31 Old Navy	14,752
7 Krishna Salon & Spa	2,040	20 Saks Off 5th	33,966	32 AT&T	3,213
8 True REST Float Spa	3,080	21 Available	2,485	33 Mattress Firm	3,946
9 Sally Beauty Supply	1,600	22 Menchie's Frozen Yogurt	1,575	34 Potbelly Sandwich Shop	2,660
10 Nail Envy	1,480	23 Mattress Firm	4,411	35 Available	925
11 TJ Maxx	29,029	24 Men's Wearhouse	4,379	36 Available	1,541
12 Carter's	4,093	25 Five Below	9,261		
13 Smile Envy	1,057	26 Available	33,619		

Disclaimer: This site plan shows the approximate location, square footage, and configuration of the shopping center and adjacent areas, and is only illustrative of the size and relationship of the stores and common areas generally, all of which are subject to change. The showing of any names of tenants, parking spaces, square footage, curb-cuts or traffic controls shall not be deemed to be a representation or warranty that any tenants will be at the shopping center, the square footage is accurate, or that any parking spaces, curb-cuts or traffic controls do or will continue to exist. Moreover, any demographics set forth in this flyer are for illustrative purposes only and shall not be deemed a representation by Landlord or their accuracy. Availability of this property for rent is subject to prior rental or withdrawal of the property from the market at any time without notice.



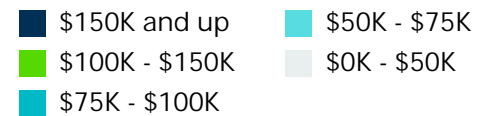
by Block Group

Demographics

2022 ESTIMATES	1-MILE	3-MILES	5-MILES
Population	9,202	65,332	166,136
Daytime Pop	13,506	80,736	209,858
Households	4,057	25,609	68,903
Average HH Income	\$125,421	\$138,454	\$135,806
Median HH Income	\$98,008	\$106,379	\$96,771
Per Capita Income	\$55,912	\$54,690	\$56,710

Average Household Income

Popstats, 4Q 2022, Trade Area Systems



Hunter's Square

Orchard Lake Rd. & 14 Mile Rd., Farmington Hills, MI



Rich Bevis

Leasing Representative

(248) 592-6222

rbevis@kimcorealty.com